



April 2010 Newsletter

www.starquilters.org

Upcoming Meetings

April 5—Lois Griffith will present a program on Rip-less Paper Piecing.

May 3—Spring Social. Bring a covered dish to share. Remember to bring a spoon to serve your dish.

June 7—Neva Hart will present “War & Pieces”, for the soldiers in the field or citizen soldiers who declared the moral equivalent of war, quilts have been used throughout American History as comfort and to further the cause.

Nominating Committee

The nominating committee presented the following slate of officers at the March meeting. These will be voted on at the April meeting. Nominations may also be made from the floor.

President—Linda Greene
Vice President—Judy McWhorter
Treasurer—Claire Hightower
Recording Secretary—Vicki Kuhlman
Corresponding Sec/Parliamentarian – Joyce Noell
Sunshine Committee – Natalie McMahon
Program Committee – Pat Lingle, Janet Lemons & Gayla Heath
Membership Committee – Margaret Tomasik, Linda Motley, Sue Bainter
Ways & Means Committee – Shirley Foutz & Shirley Meador
Comfort Quilts – Ethel Simmons, Judy Bradley & Ruth Bunt
Newsletter – Linda Greene
Librarian – Chris Epperley
Webmaster/Publicity – Susan Kraterfield
Hospitality Committee – Ginny Vaden, Ann Ware & Laura Turnbull
Special Events Committee – Victoria Person, Kathy Wickham & Susan Butler
Historian – Suzette Hile & Connie Davis



We thank the Nominating Committee, which consisted of Cathy Fandel, Elsie Bailey & Mary Lou Lumsden, for doing such a good job at filling all of these positions. There are many new members as well some “oldie but goody” members who will help strengthen and lead the Guild.

Inclement Weather

Let's hope we do not have any more snow this year but just in case, the Guild follows the schedule of Virginia Western Community College. If their classes are canceled, our meeting will also be canceled.

2009-10 Officers and Chairpersons

President	Judy McWhorter
Vice President	Mary Lou Lumsden
Treasurer	Claire Hightower
Recording Secretary	Vicki Kuhlman
Corresp. Sec./Parlia.	Ann Weaver
Sunshine	Natalie McMahon
Programs	Sallie Powers
Membership	Sue Dixon, Madeline Demchak
Ways & Means	Shirley Foutz, Shirley Meador
Comfort Quilts	Ethel Simmons, Judy Bradley, Ruth Bunt
Newsletter/Publicity	Linda Greene
Librarian	Chris Epperley
Hospitality	Victoria Person, Kathy Wickham, Susan Butler
Historian	Carol Morehart

Dear Jane Group

The Dear Jane Group meets the 3rd Monday of each month at St. John Lutheran at 7:00 PM.

This has evolved to any type of hand-piecing and all hand-piecers or wanna be hand-piecers are invited. It is a great time of fun, fellowship and help from other members. Bring your own supplies. Of course we all will be glad to share if you forget to bring something.

For more information contact: Sallie Powers or Linda Greene.



Membership Matters

The Star Quilters Guild membership period is May 1 through April 30 of each year. Our new membership year starts May 1, 2010. The dues for the year are \$12.00. This surely is the "best deal" we have in our financial lives!

Membership will collect for the 2010 – 2011 membership period before our meeting on April 5. If you are unable to pay at the April 5 meeting, please mail your payment to Sue Dixon at her home address. Sue wants to collect all members' dues before May 1 so that the new Membership Committee does not need to deal with the process as soon as taking office.

Make a Pillowcase, Make a Difference

Join us along with The American Patchwork & Quilting One Million Pillowcase Challenge. Let's show our community how caring quilters can be. We can donate to shelters, nursing homes, children's charities and more. Pillowcases can be turned in at Creative Quilting and Judy will go on line and add the number of pillowcases donated to the rolling counter. An update will be given at the Guild meetings.

Creative Quilting has a pillowcase pattern. You can go to: www.Allpeoplequilt.com and download a pattern. Let's see how many pillowcases the Star Quilters Guild can make. You can bring finished pillowcases to the Guild meetings or to Creative Quilting.



Star Quilters Guild 2011 Quilt Show

Oh My Stars—We're 30!!!

The first planning meeting for the 2011 Quilt Show was held on March 22, 2010. The committees have been set and we have some volunteers already. There is still a place for everyone who would like to participate.

The raffle quilt will be made using 30's fabrics from a pattern entitled "Oh My Stars." It is a perfect match for the Star Quilters Guild.

We are still working out the guidelines for the Challenge Quilt and will let everyone know as soon as that is finalized.

If you would like to be a part of the Quilt Show, please meet with us on April 20th at 6:30 PM at Creative Quilting on Peters Creek Road.

Newsletter Ads

Support our local quilt shops and our advertisers.

If you would like to place an ad for your quilting/sewing related business in our Newsletter, contact Linda Greene.

The cost to place your ad in the Star Quilters Guild Newsletters is \$20.00 per year for a business card size. This is a great way to advertise your business.



Specializes in Quilt Labels
Monograms
Custom Draperies and Curtains

(540) 521-4822 cell
(540) 774-4836 home
lumsdenmary@yahoo.com


Orphan Quilt Blocks

Orphan Quilt Blocks are quilt blocks left over from a project or were test or practice blocks. They are also called: leftovers, part of a UFO, rejects, false starts, OOPS, re-do, that's a definite do-over, and what was I thinking?

Some ways orphan blocks can be used are by turning them into the following:

Pillow	Wall hanging
Potholder/hot pad	Tote bag
Pincushion	Doll quilt
Center for Round Robin	Table runner
Block for calendar squares	Tea cozy
Sewing machine cover	Book cover
Case for eyeglasses or rotary cutter	
Pocket for sewing table, remotes or tote bag	
Practice square for hand or machine quilting	

And when you can't think of anything to do with them, you can sell them or give them away to a "friend" who will find a use for them.



Star City Stitchery
Longarm Quilting Service

Gammill with Statler Stitcher
Edge-2-Edge and Custom Designs
www.StarCityStitchery.com

Laura Turnbull 540-819-6549



Eagle Ridge Quilting
Longarm Quilting with Statler Stitcher
Arlene Wright
Custom and all over designs

By appointment only
5100 Rich Patch Road
Covington, VA 24426

540-747-4781

eagleridgequilting@gmail.com

Comfort Quilts

Thanks to all of your hard work, Judy and Ethel were able to drop off thirteen (13) comfort quilts at Turning Point.

Ruth has eight (8) wounded soldier quilts packed and ready to go to UPS. These quilts are delivered to our wounded military personal at Andrew's Air Force Base. These quilts were made by Shirley Carlton, Ruth Bunt, Natalie McMahon, Maxine Caudell & Carolyn Jett, Sally Powers, Shirley Foutz and Ginny Vaden (2). Thank you for the time you took to sew these quilts for our soldiers.

Wanted: Fabric Angels - We would like to make May military month and in September we will be focusing on kid fabric. We are asking our members to bring in fabric for our Wounded Soldier Quilts. For those of you who have not been able to sew a wounded soldier quilt, here is your chance to be part of this important outreach program of our Guild. For each kit we need 1 yard light, 1 yard dark and 4 yards that will be used for the backing and binding. We have been making red, white and blue quilts, but have added browns, greens, creams and beiges. Floral fabrics will not work in our quilts.

Your halo would even be larger, if you could cut the 1 yard cuts into 6" squares. We will be collecting the fabric at our May Social. You are always welcome to bring your fabric in at anytime.

Thank you, Judy, Ethel and Ruth

Blue Ridge Quilt Festival

June 18-20, 2010, New Blacksburg Middle School
3109 Prices Fork Road, Blacksburg, VA 24060

Extensive Vendor Mall, Quilts, Wearables, Art Quilts, Kaleidoscope Quilts, Appraisals on Saturday, Vendor Sponsored Awards, Views Choice, Door Prizes.

Workshops with Linda Fiedler, Paula Golden, Ellen Guerrant, Didi Salvatierra, Susan Brittingham and Kathy Sevebeck. Admission: \$5.00 For more information: www.BRQFestival.com

Retreat Coffee Cake Muffins

If you have been fortunate to attend one of Ann Ware's Quilting Retreats, then you have tasted one of these (or many, many of these).

1/2 cup packed brown sugar
1/2 cup slices almonds
2 teaspoons cinnamon
1 2/3 cup all-purpose flour
1 1/2 teaspoon baking powder
1/2 teaspoon baking soda
3/4 cup butter, softened
1 1/4 cup sugar
3 eggs
1 cup sour cream
1 teaspoon vanilla extract

Preheat oven 325°. Spray 2—12-cup muffin pans with non-stick cooking spray or line with paper cups. In a small bowl combine brown sugar, almonds and cinnamon. In a medium bowl, combine flour, baking powder and baking soda. In a large bowl, beat the butter and sugar until fluffy. Add the eggs, one at a time. Add the flour mixture alternately with the sour cream. Stir in vanilla. Spoon half of the batter into the muffin cups. Sprinkle with the brown sugar mixture. Spoon the remaining batter on top. Sprinkle with the remaining brown sugar mixture. Bake 24-30 minutes. Cool 10 minutes before removing from pan.



Next month we will share another recipe from Ann's Retreat.



Star Quilters Guild Go Green Challenge




Let's see how well we can reuse and recycle objects into an 8" x 10" mini quilt.
Here is a list of some examples that can be used.

Felted dog & cat fur
Zippers
Copper foiling
Buttons, rickrack, ribbon
Measuring tapes
Old sewing notions
Shells
Cork

Broken CDs
Vintage curler
Old clothes, linens
Beads, laces, tulle
Office supplies
Old costume jewelry
Mesh bags
Silk flowers

Torn money
Pains & drawing inks
Blankets,
Aluminum cans
Anything rusted
Yarn
Shredded paper
Clothing labels



How many useless found objects can you recycle? Let's get creative. **DO NOT** purchase anything new. Have your mini quilts ready for the May Social with a title and brief description.

Barefoot Quiltessas


The Barefoot Quiltessas meet the 1st Friday of each month at Our Lady of Nazareth Church, 2505 Electric Road, SW, in Roanoke. They meet from 10:00 AM-3:00 PM. Bring your lunch and join in for fun and hands-on learning. For more information contact: Gayla Heath or Judy Bradley.

News from the Library

Each time you check out a book from the Library, you need to put your name in the fat quarter drawing. If the thousands of free quilt patterns available in the books aren't enough to entice you to check out books from our library, maybe the chance to win a fat quarter will!!!!

Show and Tell

Each meeting we have Show and Tell. This is the time members bring in what they have been working on to show the group. Everyone is invited to bring in their handwork to share. We also invite guests to bring their work. We love seeing what our friends have been up to.



Some members say the meetings fall after they have finished a quilt as a gift to someone. If you are working on a quilt and will be giving it away before you can show the finished quilt, bring in the quilt top to share. We would love to see it!!!!

Linda Sage Greene
Star Quilters Guild
2299 Brambleton Avenue
Roanoke, VA 24015