



October 2010 Newsletter

www.starquilters.org

Quilt Weather

Have you noticed the weather is finally getting cooler? The nights could almost be considered cold. The heat wave is over (I hope) and the cold weather is coming. That's good news for quilters. Fall and Winter are the best seasons to be quilting.

The colors of Fall are beautiful in quilts and Christmas is coming and now is the time to think about making gifts. Check out our local quilt shops to see all of the new fabric and patterns.

This is the perfect time to start planning your Challenge Quilt and the quilts you plan to enter into the Quilt Show.


Linda Greene, President

Upcoming Programs


October 4, 2010—Carolyn Nelson from Old Trinity Schoolhouse Quilt Shop will present a program on Quiltsmart. This product has expanded into a multitude of different patterns and she will show some old and new ones.

November 1, 2010—Susan Starkey will present a program on photo transfer techniques and graphic design.

December 6, 2010—Christmas Social. Bring a covered dish and a handmade Christmas ornament. This year features a silent auction. Please let the Social Committee know ASAP what items you will be donating to the silent auction.



**Oh My Stars
We're 30!!!**



Are you ready for the 2011 Quilt Show? The Registration forms are ready for you to fill out and enter your quilts. We've had wonderful quilts shown at our Show and Tell that we hope you will enter.

We expanded the Quilt Category this year to help you determine where each quilt you enter belongs. They are:

- Pieced for Bed (twin size or larger)
- Pieced for Bed (crib or lap size)
- Appliquéd – 75% Appliquéd
- Embroidery – 75% Embroidery
- Other Techniques – crazy, yo-yo, two or more techniques
- Wall Quilt - designed for wall display only
- Art Quilt – original design, not based on published pattern
- Miniature – scaled down from full-size quilt design, max. size 24" x 24"
- Wearable – Three (3) layers, 50% quilted
- Star Quilters Guild Members Challenge Quilt
- Antique – 50 years or older, exhibit only

6:00 PM Class

Don Bunce will have a 6:00 PM Class which will meet before the regular meeting. All members who are interested, please contact Don for more information.

2010-11 Officers and Chairpersons

President—Linda Greene
 Vice President—Judy McWhorter
 Treasurer—Claire Hightower
 Recording Secretary—Vicki Kuhlman
 Corresponding Sec/Parliamentarian – Joyce Noell
 Sunshine Committee – Natalie McMahon
 Program Committee – Pat Lingle, Janet Lemons & Gayla Heath
 Membership Committee – Margaret Tomasik, Linda Motley, Sue Bainter
 Ways & Means Committee – Shirley Foutz & Shirley Meador
 Comfort Quilts – Ethel Simmons, Judy Bradley & Ruth Bunt
 Newsletter – Linda Greene
 Librarian – Chris Epperley
 Webmaster/Publicity – Susan Kraterfield
 Hospitality Committee – Ginny Vaden, Ann Ware & Laura Turnbull
 Special Events Committee – Victoria Person, Kathy Wickham & Susan Butler
 Historian – Suzette Hile & Connie Davis

News from the Library

Chris Epperley is looking for members to give suggestions for books to go in the library. If you have a suggestion, Chris wants to hear from you.

Each time you check out a book from the Library, you need to put your name in the fat quarter drawing. If the thousands of free quilt patterns available in the books aren't enough to entice you to check out books from our library, maybe the chance to win a fat quarter will!!!!



Comfort Quilts

We would like to thank everyone who donated fabric for the comfort quilts in September. Remember—we will accept fabric at any time.

If you have fabric to donate and have some spare time, it would be great if you could cut the fabric into 6" squares. We also need approximately 4 yards of fabric that will be used for the backing and binding.

Ethel, Ruth & Judy

Barefoot Quilteessas

The Barefoot Quilteessas meet the 1st Friday of each month at Our Lady of Nazareth Church, 2505 Electric Road, SW, in Roanoke. They meet from 10:00 AM-3:00 PM. Bring your lunch and join in for fun and hands-on learning. For more information contact: Gayla Heath or Judy Bradley.

We continue to work on a Block of the Month Quilt. The block for November is "Free Trade" from the Winter issue of McCall's magazine "America Quilts from the Heart."

Dear Jane Group

The Dear Jane Group meets the 3rd Monday of each month at St. John Lutheran at 7:00 PM.

This has evolved to any type of hand-piecing and all hand-piecers or wanna be hand-piecers are invited. It is a great time of fun, fellowship and help from other members. Bring your own supplies. Of course we all will be glad to share if you forget to bring something.

For more information contact: Sallie Powers or Linda Greene.



Make a Pillowcase, Make a Difference


Join us along with The American Patchwork & Quilting One Million Pillowcase Challenge. Let's show our community how caring quilters can be. We can donate to shelters, nursing homes, children's charities and more. Pillowcases can be turned in at Creative Quilting and Judy will go on line and add the number of pillowcases donated to the rolling counter. An update will be given at the Guild meetings.

Creative Quilting has a pillowcase pattern. You can go to: www.Allpeoplequilt.com and download a pattern. Let's see how many pillowcases the Star Quilters Guild can make. You can bring finished pillowcases to the Guild meetings or to Creative Quilting.



Eagle Ridge Quilting
Longarm Quilting with Statler Stitcher
Arlene Wright
Custom and all over designs


By appointment only
5100 Rich Patch Road
Covington, VA 24426
540-747-4781
eagleridgequilting@gmail.com




Mary Lou Lumsden
Mary Lou's Custom Designs

Specializes in Quilt Labels
Monograms
Custom Draperies and Curtains

(540) 521-4822 cell
(540) 774-4836 home
lumsdenmary@yahoo.com



Oh My Stars - We're Thirty!!
Thirty-Thirty-Thirty
2011 Challenge Quilt Rules



Size: 30" x 30".

Use your imagination to use 30 of any unit in your quilt.

Examples:

30 different fabrics	30 prints	30 solids
30 triangles	30 colors	30 blocks
30 squares	30 buttons	30 stars
30 rectangles	30 half square triangles	
30 of anything		


Attach a 3" x 5" index card listing what 30 units you used to the lower right hand side on the front of the quilt. Attach a label with your name on the back. The quilt must be placed inside a pillowcase with your name on a label attached or your name in permanent ink on the pillowcase. Turn in at the March 2011 Guild meeting for judging by the Guild Members.

December Social

The Hospitality Committee is planning a Silent Auction for the December Social. They are asking members who plan to donate items to give them a list so they can start planning now. They will need to prepare the Silent Auction forms in advance to they will be ready for the social.

A Silent Auction can be very fun but we need lots of items. Make an extra Christmas gift and donate it to the Guild.

If you have items to donate or if you have questions, please contact Ann Ware.



Star City Stitchery
Longarm Quilting Service

Gammill with Statler Stitcher
Edge-2-Edge and Custom Designs
www.StarCityStitchery.com

Laura Turnbull 540-819-6549