



November 2010 Newsletter

www.starquilters.org

An Original

Sad news for the Quilt Guild. One of our charter members passed away. Elizabeth "Betty" Echols was one of the ladies who attended the NC Symposium in May of 1981 with three friends. Becky Battle owned The Hen House and she started a list of customers who were interested in a quilt guild in Roanoke.

There were eight quilters who met in July to plan the guild. The Star Quilters Guild was born on October 5, 1981, meeting at the Shenandoah Life Building with a total of 41 members joining.

Thanks to all of those quilters who paved the way for the current members to enjoy the meetings, the programs, the show and tells and the wonderful friendships we enjoy each month.


Linda Greene, President

When life gives you scraps, make quilts!!!


Upcoming Programs

November 1, 2010—Susan Starkey will present a program on photo transfer techniques and graphic design.

December 6, 2010—Christmas Social. Bring a covered dish and a handmade Christmas ornament. This year features a silent auction. Please let the Social Committee know ASAP what items you will be donating to the silent auction.



**Oh My Stars
We're 30!!!**



Are you ready for the 2011 Quilt Show? The Registration forms are ready for you to fill out and enter your quilts. We've had wonderful quilts shown at our Show and Tell that we hope you will enter.

We expanded the Quilt Category this year to help you determine where each quilt you enter belongs. They are:

- Pieced for Bed (twin size or larger)
- Pieced for Bed (crib or lap size)
- Appliquéd – 75% Appliquéd
- Embroidery – 75% Embroidery
- Other Techniques – crazy, yo-yo, two or more techniques
- Wall Quilt - designed for wall display only
- Art Quilt – original design, not based on published pattern
- Miniature – scaled down from full-size quilt design, max. size 24" x 24"
- Wearable – Three (3) layers, 50% quilted
- Star Quilters Guild Members Challenge Quilt
- Antique – 50 years or older, exhibit only

The Quilt Show Registration Form can be found on the Star Quilters Guild website at starquilters.org.

We hope you will share your love of quilting by entering a quilt or two.

Quilters aren't greedy—they're just materialistic!!

Pictorial Directory

All new members can have their photo taken for the directory at the November meeting. Current members can have theirs taken also. See Elsie Bailey.

Quilts are like friend s—a great source of comfort and warmth

Barefoot Quiltessas

The Barefoot Quiltessas meet the 1st Friday of each month at Our Lady of Nazareth Church, 2505 Electric Road, SW, in Roanoke They meet from 10:00 AM-3:00 PM. Bring your lunch and join in for fun and hands-on learning. For more information contact: Gayla Heath or Judy Bradley.

We continue to work on a Block of the Month Quilt. The block for November is "Free Trade".

The next meeting will be Friday, November 5. Fabric will be provided for a practice block, then those blocks will in turn be assembled into a quilt for the "wounded soldier" project.

Dear Jane Group

Due to the upcoming holidays and the possibility of bad weather, the Dear Jane Group will not meet again until March.

For more information contact: Sallie Powers or Linda Greene.



Silent Auction

The Hospitality Committee is planning a Silent Auction for the December Social. Please bring your donations of sewing related items to the November meeting.

If you cannot bring them to the November meeting please contact Ann Ware so she can prepare the Silent Auction sheets for the December meeting.

2010-11 Officers and Chairpersons

President—Linda Greene
 Vice President—Judy McWhorter
 Treasurer—Claire Hightower
 Recording Secretary—Vicki Kuhlman
 Corresponding Sec/Parliamentarian – Joyce Noell
 Sunshine Committee – Natalie McMahon
 Program Committee – Pat Lingle, Janet Lemons & Gayla Heath
 Membership Committee – Margaret Tomasik, Linda Motley, Sue Bainter
 Ways & Means Committee – Shirley Foutz & Shirley Meador
 Comfort Quilts – Ethel Simmons, Judy Bradley & Ruth Bunt
 Newsletter – Linda Greene
 Librarian – Chris Epperley
 Webmaster/Publicity – Susan Kraterfield
 Hospitality Committee – Ginny Vaden, Ann Ware & Laura Turnbull
 Special Events Committee – Victoria Person, Kathy Wickham & Susan Butler
 Historian – Suzette Hile & Connie Davis



Raffle Quilt

The raffle quilt is ready for the next stage. The thirty stars have been pieced and sewn together in rows. The stars and flowers have been appliquéd in place between the stars and on the vine border. The top, batting and backing have been sandwiched together. Now our quilt is ready to be hand quilted.


We are inviting hand quilters to come to Creative Quilting and help hand quilt. Please set aside some time on Saturday, November 6th between 10:00 AM and 3:00 PM to put a few stitches in the quilt.

This will be our kick-off quilting day. Judy McWhorter has graciously allowed us to set our quilt and frame up at her shop. We will start by quilting on Saturdays. With many quilters working, it should be done in a short time.

We need your help, even those who have already helped us by piecing, sewing, or appliquéing.

Many thanks go to Judy and all that have helped make this quilt possible.

The Raffle Quilt Committee
Victoria Person, Susan Butler and Kathy Wickham






Mary Lou Lumsden


Mary Lou's Custom Designs

Specializes in Quilt Labels
Monograms
Custom Draperies and Curtains

(540) 521-4822 cell
(540) 774-4836 home
lumsdenmary@yahoo.com



Oh My Stars - We're Thirty!!
Thirty-Thirty-Thirty
2011 Challenge Quilt Rules



Size: 30" x 30".

Use your imagination to use 30 of any unit in your quilt.

Examples:

30 different fabrics	30 prints	30 solids
30 triangles	30 colors	30 blocks
30 squares	30 buttons	30 stars
30 rectangles	30 half square triangles	
30 of anything		

Attach a 3" x 5" index card listing what 30 units you used to the lower right hand side on the front of the quilt. Attach a label with your name on the back. The quilt must be placed inside a pillowcase with your name on a label attached or your name in permanent ink on the pillowcase. Turn in at the March 2011 Guild meeting for judging by the Guild Members.




Eagle Ridge Quilting
Longarm Quilting with Statler Stitcher

Arlene Wright
Custom and all over designs

By appointment only
5100 Rich Patch Road
Covington, VA 24426

540-747-4781
eagleridgequilting@gmail.com



Star City Stitchery
Longarm Quilting Service

Gammill with Statler Stitcher
Edge-2-Edge and Custom Designs
www.StarCityStitchery.com

Laura Turnbull 540-819-6549

News from the Library

Chris Epperley is looking for members to give suggestions for books to go in the library. If you have a suggestion, Chris wants to hear from you.

The newest Library listing is on the Starquilters.org website.

Each time you check out a book from the Library, you need to put your name in the fat quarter drawing. If the thousands of free quilt patterns available in the books aren't enough to entice you to check out books from our library, maybe the chance to win a fat quarter will!!!!!!

Make a Pillowcase, Make a Difference

Join us along with The American Patchwork & Quilting One Million Pillowcase Challenge. Let's show our community how caring quilters can be. We can donate to shelters, nursing homes, children's charities and more. Pillowcases can be turned in at Creative Quilting and Judy will go on line and add the number of pillowcases donated to the rolling counter. An update will be given at the Guild meetings.

Creative Quilting has a pillowcase pattern. You can go to: www.Allpeoplequilt.com and download a pattern. Let's see how many pillowcases the Star Quilters Guild can make. You can bring finished pillowcases to the Guild meetings or to Creative Quilting.