



January 2011 Newsletter

www.starquilters.org

Happy New Year

2011 has started off as a cold and snowy year. That means we all need more quilts. Please take time to check out the new fabrics, block of the month, patterns, and classes at your Local Quilt Shops. The owners support us with their knowledge, their ability to find matching fabric to help us finish quilts and they are there to listen to our problems, quilting and personal.

The next time you shop at a Local Quilt Shop, tell them how much we as members of the Star Quilters Guild appreciate them.

Linda Greene, President

Upcoming Programs

January 10—Kitty DeLapp will give a presentation on Quilt Labels. She will discuss why we should label our quilts and what might be included on your quilt label. She will show different kinds of labels and offer instructions and examples. One of her examples will include making a label with a picture and text on her computer.

February 7—Alpine Sewing Machines in Roanoke will give a program on Paint Sticks.

March 7—Martha Akers will present a program on Bargello.

April 4—Carol Britt from Sew What Fabrics & Batiks in Wytheville will present Circular Patchwork Quilts.

May 2—Our Spring Social will begin at 6:00 PM. Bring a dish to share and remember to bring a serving spoon.

I am excited, are you!!!!

Inclement Weather

Winter is here!!! The Guild follows the schedule of Virginia Western Community College. If their evening classes are canceled, our meeting will also be canceled.

Make a Pillowcase, Make a Difference

The American Patchwork & Quilting One Million Pillowcase Challenge is still continuing. They numbers are going up, but not yet reached a million. Let's show our community how caring quilters can be. We can donate to shelters, nursing homes, children's charities and more. Pillowcases can be turned in at Creative Quilting and Judy will go on line and add the number of pillowcases donated to the rolling counter. You can bring finished pillowcases to the Guild meetings or to Creative Quilting.

Barefoot Quiltessas

The Barefoot Quiltessas meet the 1st Friday of each month at Our Lady of Nazareth Church, 2505 Electric Road, SW, in Roanoke They meet from 10:00 AM-3:00 PM. Bring your lunch and join in for fun and hands-on learning. For more information contact: Gayla Heath or Judy Bradley.

A reminder email goes out the Monday or Tuesday before the meeting on Friday. Some emails have come back as undeliverable. If you are not receiving the emails or want to be added to the list, contact Elizabeth Sarver.

Raffle Quilt

We need your help to complete the Raffle Quilt.

We are inviting hand quilters to come to Creative Quilting and help quilt. Judy McWhorter has graciously allowed us to set our quilt and frame up at her shop. You can stop by any time the shop is open and put in a few stitches. Bring your friends and have them put in some stitches.

We need your help, even those who have already helped us by piecing, sewing, or appliquéing. The quilt needs to be done so we can start selling raffle tickets.

Many thanks go to Judy and all that have helped make this quilt possible.

The Raffle Quilt Committee
Victoria Person, Susan Butler and Kathy Wickham




P.S. For each hour you quilt, your name will be put in a raffle drawing.

Comfort Quilts


On Monday, December 20, Ethel and I delivered thirteen (13) Comfort Quilts to Innerfaith Hospitality and thirteen (13) Comfort Quilts to the Women's Shelter. Thanks to all who gave their time and talent to make a warm and snuggly Christmas for those children who needed an extra hug.

Judy Bradley

Check out our website for patterns for the Comfort Quilts and Injured Soldier Quilts if you would like to use your own stash to make a quilt.



Oh My Stars - We're Thirty!!
Thirty-Thirty-Thirty
2011 Challenge Quilt Rules



Size: 30" x 30".

Use your imagination to use 30 of any unit in your quilt.

Examples:

30 different fabrics	30 prints	30 solids
30 triangles	30 colors	30 blocks
30 squares	30 buttons	30 stars
30 rectangles	30 half square triangles	
30 of anything		


Attach a 3" x 5" index card listing what 30 units you used to the lower right hand side on the front of the quilt. Attach a label with your name on the back. The quilt must be placed inside a pillowcase with your name on a label attached or your name in permanent ink on the pillowcase. Turn in at the March 2011 Guild meeting for judging by the Guild Members.

Have you started your Challenge Quilt yet?????????


Dear Jane Group

Due to the upcoming holidays and the possibility of bad weather, the Dear Jane Group will not meet again until March.





Oh My Stars We're 30!!!



Are you ready for the 2011 Quilt Show? The Registration forms are ready for you to fill out and enter your quilts. We've had wonderful quilts shown at our Show and Tell that we hope you will enter.

We expanded the Quilt Category this year to help you determine where each quilt you enter belongs. They are:

- Pieced for Bed (twin size or larger)
- Pieced for Bed (crib or lap size)
- Appliquéd – 75% Appliquéd
- Embroidery – 75% Embroidery
- Other Techniques – crazy, yo-yo, two or more techniques
- Wall Quilt - designed for wall display only
- Art Quilt – original design, not based on published pattern
- Miniature – scaled down from full-size quilt design, max. size 24" x 24"
- Wearable – Three (3) layers, 50% quilted
- Star Quilters Guild Members Challenge Quilt
- Antique – 50 years or older, exhibit only

The Quilt Show Registration Form can be found on the Star Quilters Guild website at starquilters.org.

We hope you will share your love of quilting by entering a quilt or two.



2010-11 Officers and Chairpersons

President—Linda Greene
 Vice President—Judy McWhorter
 Treasurer—Claire Hightower
 Recording Secretary—Vicki Kuhlman
 Corresponding Sec/Parliamentarian – Joyce Noell
 Sunshine Committee – Natalie McMahon
 Program Committee – Pat Lingle, Janet Lemons & Gayla Heath
 Membership Committee – Margaret Tomasik, Linda Motley, Sue Bainter
 Ways & Means Committee – Shirley Foutz & Shirley Meador
 Comfort Quilts – Ethel Simmons, Judy Bradley & Ruth Bunt
 Newsletter – Linda Greene
 Librarian – Chris Epperley
 Webmaster/Publicity – Susan Kraterfield
 Hospitality Committee – Ginny Vaden, Ann Ware & Laura Turnbull
 Special Events Committee – Victoria Person, Kathy Wickham & Susan Butler
 Historian – Suzette Hile & Connie Davis

Newsletter Ads

If you would like to place an ad for your quilting/sewing related business in our Newsletter, contact Linda Greene.

The cost to place your ad in the Star Quilters Guild Newsletters is \$20.00 per year for a business card size. This is a great way to advertise your business.



Upcoming Quilt Show

The Northern Shenandoah Valley Quilt Show is just around the corner. Please save the dates: April 8, 9, and 10th, and plan to come and enjoy the fun. This year's theme is Log Cabin Fever. There will be over 100 quilts on display to enjoy and inspire you.

The Vendor Mall is already fully booked. It will be the perfect place to shop from those selling the latest and greatest new tools, patterns, fabrics, etc.

Perhaps you'd like to enter your quilt in the show? It is time to be submitting an entry form. You will find more information about the show, raffle tickets, vendors, and the entry submission form online at the website:

www.NSVQuiltShow.com

December Auction

Our December Social Silent Auction was a success. We do have a few items that did not sell. If you are interested, contact Ann Ware.


Following items from auction for sale

1. Kit for king size quilt-embroidery \$20.00
2. Quilt top 75x65. trip around the world \$25.00
3. Wall hanging -box tie pattern approx. 15-x15 \$1.50
4. Quilt top- full size. Hand pieced \$20.00
5. Christmas hand towel \$1.50
6. Patchwork vest (not hand made) \$3.00
7. Cross stitch kit- Forget Me Not pattern \$3.00
8. Needlework kit-Lacy Heart \$2.00
9. Under counter wire basket and needlework frame \$2.00
10. 6 large size Star Quilters Guild Shirt \$10.00
11. 3 Med. Size Star Quilters Guild Shirt \$10.00

Did You Know ??

Out of 1 yard of 44" fabric you can cut this many squares:

Size of Square	Number of Squares		Size of Square	Number of Squares
2"	257		7"	25
2.5"	208		7.5"	20
3"	154		8"	16
3.5"	108		8.5"	16
4"	80		9"	12
4.5"	63		9.5"	12
5"	56		10"	12
5.5"	42		10.5"	12
6"	30		11"	9
6.5"	30		11.5"	6



Star City Stitchery

Longarm Quilting Service

Gammill with Statler Stitcher
Edge-2-Edge and Custom Designs
www.StarCityStitchery.com

Laura Turnbull 540-819-6549



Eagle Ridge Quilting
Longarm Quilting with Statler Stitcher
Arlene Wright
Custom and all over designs

By appointment only
5100 Rich Patch Road
Covington, VA 24426

540-747-4781

eagleridgequilting@gmail.com

Star Quilters Library

Several books have been donated to the Star Quilters Library by Lois Hinkle and Martha Akers. All are in very good condition. They will be shown at the January meeting.

Thanks to everyone who has given me suggestions for the quilt books and I would appreciate more suggestions.

Remember to put your name in the Fat Quarter Drawing for each book you check out. Just write your name and the date you check out a book on the paper for the drawing.

Our website has a Library section which lists all of our library books. Books are listed by categories or subjects. All new books are listed in yellow each month.

Chris Epperley

Can you Help????

Susan Butler is looking for the pattern "*For the Birds*" that was in the book "*Bloom Creek Quilts*" by Vicki Bellino. She has the fabric but does not have the pattern. Can you help????