



October 2011 Newsletter

www.starquilters.org

Plan Now for Gifts

Quilters make wonderful gift givers. They love to make gifts from the heart. This time of year we are planning our gift list and what designs and colors are best for that special person. Each person has their own personality and it make it fun to match the person with the fabric they will like.

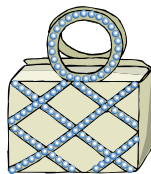
At the October meeting you can pick up some ideas from the Fashion Show. Some make an item for themselves and then decide it would be a great gift for a friend. Then it is back to the quilt shop to choose the perfect fabric for that person.

If you have some handmade fashions you would like share with the Guild, please bring them to the Fashion Show on Monday night.

Linda Greene, President

Upcoming Programs

October 3 - *Quilted Fashions Runway* - Pat Lingle and others will participate in a Quilted Fashions Runway show and share instructions for a woven vest.



November 7 – *Approachable Landscape Quilting* – Lois Griffith will demonstrate her Approachable Landscape Quilting techniques.

December 5 - December Social - Bring a dish to share and remember to bring a serving spoon. There will be a silent auction and a hand-made ornament exchange. You will also need to turn in your 9 1/2" Square Block at this meeting.

Comfort Quilts

We delivered six (6) quilts to Inner Faith Hospitality and nine (9) quilts to the League of Older Americans in September.

We sent a thank you note to Good Samaritan Hospice for their donation of a whole roll of batting. Had to get it home in a truck, but we will put it to good use.

We had a great turnout for the Comfort Quilts Workshop on September 24. There were 12-14 in attendance and 15 kits went out. There were lots of laughs about snakes and squirrels. I'm anticipating a great "show and tell" for our next Guild meeting.

Judy Bradley

Remember to save your scraps that are 6" or larger. You can cut your scraps into 6" squares for the Comfort Quilts or you can donate fabric that can be cut into squares or for backing. Children's fabric for the Comfort Quilts and Patriotic fabric for Injured Soldier Quilts or any other fabric you would like to donate is always welcome.

Barefoot Quiltessas

The Barefoot Quiltessas meet the 1st Friday of each month at Our Lady of Nazareth Church, 2505 Electric Road, SW, in Roanoke They meet from 10:00 AM-3:00 PM. Bring your lunch and join in for fun and hands-on learning. For more information contact: Gayla Heath or Judy Bradley.

A reminder email goes out the Monday or Tuesday before the meeting on Friday. Some emails have come back as undeliverable. If you are not receiving the emails or want to be added to the list, contact Elizabeth Sarver

Raffle Quilt

If you haven't turned in your Raffle Quilt Ticket money, please bring the ticket sales money with you Monday night.

Jo-Ann Fabric



All members of the Star Quilters Guild can log on to www.joann.com/VIP and sign up for a **VIP Discount Card** (sewing and craft guilds). The card comes from Jo-Ann on a post card, so don't toss it out.

If you do not have access to a computer, please contact Linda Greene and she will sign you up.

Show and Tell

Each meeting we have Show and Tell. This is the time members bring in what they have been working on to show the group. Everyone is invited to bring in their handwork to share. We also invite guests to bring their work. We love seeing what our friends have been up to.

Some members say the meetings fall after they have finished a quilt as a gift to someone. If you are working on a quilt and will be giving it away before you can show the finished quilt, bring in the quilt top to share. We would love to see it!!!!

Technique Classes

Members have asked if we could provide Technique Classes at the meetings. Techniques could be anything that you do well that you would like to share with the members. This would not really be a class, but members who were interested in the technique for that month would just drop in at 6:30 PM and the class would be finished before 7:00 PM.

The October Technique will be led by Loretta Twiford in a demonstration of the Sharon Schambert method of gluing your binding rather than pinning. Or at least her simplified version of it! You will fall in love with this unique method of not having to wear armor while applying your binding, no matter how large or small the project.



Some techniques that members would like see demonstrated are: hand quilting (i.e. quilters knot), postage stamp quilting and needle turn appliqué.

If you have expertise in a technique listed above, we would love to have you share your hints. If you have a technique or demonstration that you can show in 30 minutes, contact Linda Greene.

Many thanks to Sue Dixon for her Technique Class in September on photo transfer. Will we be seeing some photo transfer quilts in our upcoming Show and Tell?

If you use a Technique learned at one of these classes, please let us know at Show and Tell.



2010-11 Officers and Chairpersons

President—Linda Greene
 Vice President—Judy McWhorter
 Treasurer—Claire Hightower
 Recording Secretary—Vicki Kuhlman
 Corresponding Sec/Parliamentarian – Joyce Noell
 Sunshine Committee – Natalie McMahon
 Program Committee – Pat Lingle, Janet Lemons & Gayla Heath
 Membership Committee – Margaret Tomasik, Linda Motley, Sue Bainter
 Ways & Means Committee – Vicki Kuhlman & Sallie Powers
 Comfort Quilts – Ethel Simmons, Judy Bradley & Ruth Bunt
 Newsletter – Linda Greene
 Librarian – Chris Epperley
 Webmaster/Publicity – Susan Kraterfield
 Hospitality Committee – Ginny Vaden, Ann Ware
 Special Events Committee – Victoria Person, Kathy Wickham & Susan Butler
 Historian – Suzette Hile & Connie Davis

Make a Pillowcase, Make a Difference

The American Patchwork & Quilting One Million Pillowcase Challenge is still continuing. They numbers are going up, but not yet reached a million.

Pillowcases can be turned in at Creative Quilting and Judy will go on line and add the number of pillowcases donated to the rolling counter. You can bring finished pillowcases to the Guild meetings or to Creative Quilting.



Newsletter Articles

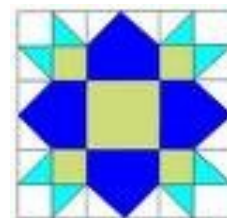
Please send Newsletter articles to Linda Greene by the 20th of each month. Thank you!!!

Treasurer's Report

Balance (8/31/11)	\$6,734.24
Income	
Ways & Means	50.00
Membership	36.00
Newsletter Ad	10.00
Raffle Quilt	160.00
Total Income	\$ 256.00
Expenses	
Programs (Aug&Sept)	264.31
Library	80.77
Publicity	12.00
Comfort Quilts	397.58
Quilt Show	92.00
Total Expenses	\$ 846.66
Balance (9/30/11)	\$6,143.58

9 1/2" Square Block

Have you made your block from the fabric you received at the May Social? Please complete your block and be ready to turn it in at the December Social. If you have misplaced your square, we do have a few extras. See Ann Ware if you need a new square.



NEW - NEW - NEW 2 1/2" Strip Fabric Exchange

Starting in January, we will have a fabric exchange. This is a great way to add to your stash of fabric for the next project you do.

This is how it will work. Members who want to participate will bring six (6) strips of 2 1/2" 100% cotton fabric strips of the same fabric cut the width of material. You will turn in your strips at the beginning of the meeting in a zip lock bag with your name on the outside. After the meeting you will pick up your new pack of assortment of fabric.

You can participate every month or you can skip a month.

The following are the months and fabric selection to bring:

- January – Tone on tone white
- February – Red/hearts (solid or print)
- March – Green (solid or print)
- April – Flower theme
- June – Beach theme
- July – Red, White and Blue
- August - Hot colors (solid or print)
- September – Fall theme (solid or print)
- October – Orange/black (solid or print)
- November – Christmas theme

If you have any questions, you can call Ann Ware who is organizing this Fabric Exchange.

Busy Fingers Handwork Group

The Busy Fingers Handwork Group meets the 3rd Monday of each month at St. John Lutheran at 7:00 PM.

This has evolved to any type of hand-piecing and all hand-piecers or wanna be hand-piecers are invited. It is a great time of fun, fellowship and help from other members. Bring your own supplies. Of course we all will be glad to share if you forget to bring something. For more information contact: Sallie Powers or Linda Greene.

Silent Auction at the December Social

We are collecting items for the Silent Auction at the December Social starting at the October meeting. Please remember that all items you donate must be sewing related.

There will be a box at one of the front tables for you to place your items. Start thinking about what you would like to donate.

If you have any questions, contact Ann Ware.

NEW - NEW - NEW Virtual Round Robin (EQ 5/7)

Let's cap off September's demo with a virtual round robin. We'll email around EQ projects to each other adding borders as we go. No hard deadlines, since there's no physical exchange.

Once I get the group, I'll divvy it up so you know where next to send it. We'll keep a month maximum deadline; send earlier if you like. Copy me when you send it so I can monitor any dropouts and adjust.

By October 23, send me an email with which version(s) of EQ you own and any suggestions you have. I'll try to get it organized by November 1. Any participant must freely permit use of their work by other participants

Contact Susan Kraterfield for more information.



Quilting without fabric - what a challenge!!!!



Old Trinity Schoolhouse Quilt Shop

Fabrics, Notions, Books, Classes
Mon.-Sat. 9am-5pm
Visit Us Online At: www.trinityquilts.com

992-1233


3200 Trinity Rd. • Troutville, VA 24175
Corner US 220 & Trinity Rd.

Come do a Round Robin! Jan 9 Kickoff

What is a Round Robin quilt? Fun, challenging and exciting. Each quilter provides a center block at the start. People have used specially designed blocks for the challenge, orphan blocks, even a yard sale bargain. The center is passed to another quilter to put a border on it. The new border might be plain, pieced, appliquéd, or embellished. It might not even go around all four sides. Then the center is passed to a third quilter to add a 2nd border and so on.



Each quilter does one (1) border on one (1) quilt each month. It may be the 1st, 2nd, or 3rd border. The completed top is returned to the center owner in a reveal at the guild meeting concluding the project. After that, it's up to the center owner to finish the top as they desire. Step outside your comfort zone in color palette or style without a huge commitment or new UFO... it's just for one (1) border each month. It's thrilling to open up a new mystery package each month. The 2010 and 2011 quilts were gorgeous (check the web site).



The 2012 Round Robin commences at the January 9 meeting.

1. Bring your center (12.5" minimum) in an opaque container to the kitchen before the meeting at (6:30 PM).
2. Include a label (with pen/marker to sign), journal, camera (disposable) if you wish.
3. Include fabric or special instructions (like "washable only" or "I hate orange") if you wish.
4. If you'll miss a meeting, get a friend to be your courier/proxy.

Final reveal will be at the April 2 Guild Meeting. If you have any questions or concerns, call Kathy Wickham or Susan Kraterfield. We'll be glad to help.

Star Quilters Library

Remember to put your name in the Fat Quarter Drawing for each book or DVD you check out. Just write your name and the date you check out a book on the paper slips on the table. Put these in the cigar box and you might win a fat quarter. The names will be purged every few months, so make sure you put the date on the slip when you fill it in.

Thanks to everyone who has given me suggestions for the quilt books and I would appreciate more suggestions.

Our website has a Library section which lists all of our library books. Books are listed by categories or subjects. All new books are listed in yellow each month.

Some new books are:

Japanese Flowers in Applique by Eileen Campbell
 Applique Workshop by Laurel Anderson
 More William Morris Applique by Michele Hill
 Veggies From the Good Earth by Bea Oglesby
 A Baker's Dozen by That Patchwork Place
 Beautiful Quilts As You Go by Keryn Emmerson

Chris Epperley

Ways and Means

A reminder to long-time members and an explanation to new members:

At most meetings we have Ways and Means tables that serve two purposes.

1. If you have extra quilting magazines, fabric or other quilting or sewing related items, you can bring them to the meetings for Ways and Means. That helps clean out your sewing room or makes space for new.
2. If you are interested in purchasing gently used quilting magazines, fabric or other quilting or sewing related items, you can get a good deal at the Ways and Means tables.

Take a few minutes and check out what's for sale!!!!

Linda Sage Greene
Star Quilters Guild
2299 Brambleton Avenue
Roanoke, VA 24015