



September 2016 Newsletter

Star Quilters Guild of the Roanoke, Virginia, area <http://starquilters.org/>

What in the World is a Modern Quilt?

Our Regular Meeting: Monday, September 12 at 7 PM
at Christ Lutheran Church, on the corner of Brandon and Grandin in Roanoke



Karin Tauber will present a brief history and explain what is driving the modern quilt movement. Sue Bainter will discuss fabric selections and the design elements of a modern quilt. She will be showing many quilts graciously provided by members of the Roanoke Modern Quilt Guild.

~~ Dawn Schaben, Program Chair

The Barefoot Quiltessas will meet on Friday, September 2, from 10-2

If you're free on Friday, you're welcome to join us to make comfort quilts. We meet at Our Lady of Nazareth Church on Electric Road. The usual room is not available, so we will meet in Room 2. It might be best to come around to the right side of the building and enter through the second door on the right. Pass through the courtyard and look for familiar faces. Don't forget your sack lunch and a nonperishable food item for the Kroger Kart. ~ Judy Bradley



See the Quilts made for Orlando victims or their families and First-Responders

The quilts we made for the Pulse victims will be on display at our meeting on Monday, September 12. We plan to mail them to Florida on Tuesday, September 13.

The Starry Eyes have scheduled a workshop, "**Painting on Fabric**," at the Bargain Barn on Saturday, October 22nd. At last count, there were 5 places left. Details on page 2.

Officers and Committee Chairs for 2016-2017

President	Cathy Russell
Vice-President	Susan Kraterfield
Secretary	Claire Hightower
Treasurer	Sue Berry
Historian	Kristen Farwig
Hospitality	Gisela O'Connor and Judy Bird
Library	Betty Tyree, Linda Badger, & Barbara Badger
Membership	Kathy Martin & Linda Greene
Newsletter	Laura Perry
Programs	Dawn Schaben
Publicity	Linda Badger
Quilt Show	Judy McWhorter & Kathy Wickham
Service Projects	Judy Bradley & Ethel Simmons
Special Events	Becky Kea
Sunshine	Sue Thurston
Ways & Means	Vicki Kuhlman
Web Page	Susan Kraterfield

Their telephone numbers and email addresses are in the Membership Directory if you have questions.

Comfort Quilts (and bibs!) Delivered

On August 4th, Comfort Quilts delivered 13 quilts to the Ronald McDonald house, 14 quilts to the Turning Points Shelter, 12 quilts to Family Promise, and 10 quilts and 8 bibs to the Blue Ridge Women's Center. Thank you to all the members who participated. -- *Judy Bradley*

The Starry Eyes have scheduled a workshop at the Bargain Barn: **Painting on Fabric**

Saturday, October 22nd from 9:00 - 3:00. Cost: \$35 each

Right now, there are 5 openings left. Come join us for a fun day!

RSVP to skraterfield@gmail.com to reserve your spot.

Bring only a Photo, a brown bag Lunch, and a finished piece representing your skills & interests as an art quilter to help the teacher gauge how to teach you. She supplies the rest.

The fabric is about 20x20. To save time on the day, arrive with your photo already blown up. She has 1 photocopy machine if you have no way to accomplish that.

Location: Bargain Barn Fabrics

11600 West Lynchburg-Salem Turnpike (US-460), Montvale VA 24122 (540) 947-2894

From the teacher: We will supply the background fabric (we will start with a white one pre-prepared for painting). We have the paints; please wear clothing that if you drop your paint brush on yourself that your outfit will not be ruined. If you have a paint apron please bring it but we do have a few we can lend. Enlarged photos should be around 18x18 so that they will fit within the fabric provided and should be black and white for the easiest transfer. You may bring a color copy to go by, but transferring from black and white is much simpler. We have a microwave and refrigerator available. We are "sew" excited to have you come and experiment with us! -- Marietta Price -- marietta.price@gmail.com



News from the Star Quilters Guild Library Committee

The library website is starting to take shape. Everyone should try it out. Go to our website by typing starquilters.org in the browser.

Go to library and press/click

Press/click on the highlighted categories and explore.

Check back often for more additions.

Several requested books should appear soon!

-- Betty Tyree



Date Change for the September Busy Hands Gathering

Busy Hands will be meeting on Wednesday, Sept 21st, instead of Monday. Same time and place, 6:30 PM at Barnes and Noble at Tanglewood Mall. All of you are welcome to attend. Share what handwork you are working on. Are you having trouble with a project? Bring your questions and we will put our thoughts together and try to come up with the answer. If you have questions, email me.

~ Ann Ware



**blue
RIDGE
QUILTING**

custom machine quilting

Cathy Fandel

Blue Ridge Quilting
1164 Dry Hill Rd.
Ferrum, VA 24088

540-365-7430
www.blueridgequilting.net

Bailiwick Quilting Studio
Statler Gammill Longarm

Dawn & Ed Schaben
Telephone: 540-354-8464

PO Box 12361
Roanoke, VA 24025
bailiwickquilting@gmail.com

www.bailiwickquiltingstudio.com



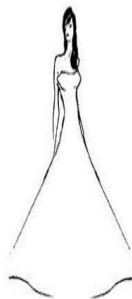
SEW RIGHT, LLC

Alterations Specializing in Bridal Gowns and
Related Formal Wear
Experienced specialist

Mary Lou
3774 Kenwick Trail, S.W.
Roanoke, VA 24018

CELLULAR (540) 521 4822

Home (540) 774 4836
sewrightllc@gmail.com



Minutes of the Star Quilters Meeting on August 1, 2016

The meeting was called to order at 7:00 P.M. by President Cathy Russell.

The Program portion of the meeting preceded the Business Meeting.

Program. The Montvale Bargain Barn ladies, Marietta Price and her daughter Tiara, presented a program on Color. Marietta mentioned some books on this topic, including *Colors for your Every Mood* by Leatrice Eiseman. She had examples of her work and explained how to use a small color wheel to select colors for a quilt.

Business Meeting and Announcements

Secretary: The minutes of the previous meeting were approved by voice vote.

Treasurer: The treasurer's report was approved by voice vote. Sue announced that our guild's Tax Exempt status has been renewed, and that the Salem Fair Exhibit Watchers earned \$288 for our Comfort Quilts projects.

Special Events: We are participating in a Sunshine Tours fall trip to the Southern Christmas Show on Saturday, November 12. Call Sunshine Tours to pay and reserve a spot on the quilters' bus by mentioning our group.

Hospitality: Volunteers are needed to help set up our meeting space prior to each meeting. There is a signup sheet available so that you may specify which month(s) you are able to help.

Quilt Show: Kathy Wickham showed samples she made of paper-pieced pineapple blocks all using the same red fabric and an assortment of lighter fabrics. She announced that the Show Committee will put together paper piecing kits for the Pineapple Raffle Quilt including the paper foundation and red fabric. There will be a workshop on how to sew the block, using the red fabric provided and our own light scraps, date to be determined. The next Quilt Show meeting will be held at Roanoke Church of Christ at 6:30 PM on the second Monday of the August, which is August 8. All are invited to attend.

Comfort Quilts reported that 2 quilts and 1 completed top were turned in. Comfort Quilts is planning to hold a workshop in the Fall, possibly October 8 or October 22. Stay tuned.

Heart Blocks for PULSE Victims Quilts: Dawn Schaben announced that she has collected enough heart blocks so far to complete 2 quilt tops.

Library: The Library committee continues to work on the Google Books catalog of our library. Our website will have a link to our catalog.

Sunshine: Sue Thurston collected input regarding what members are in need of cheer.

Ways and Means: We members spent \$114.20 at the Ways and Means table at the August meeting.

Membership: 52 members attended the August meeting. We have 1 new member, and 1 member re-registered.

Salem Museum Exhibit The second set of members' quilts is on display. The museum is open Tuesday thru Saturday from 10:00 to 4:00. There is no admission fee.

Next Meeting: Due to the Labor Day holiday, our next meeting will be held September 12. The program for this meeting will be Modern Quilts presented by Sue Bainter and Karin Tauber.

Board Meeting: The Board will meet August 16 at Cathy Russell's house.

Show and Tell: Members displayed their latest creations -- photos now posted on our website.

The meeting adjourned at 8:20.

Respectfully submitted,
Claire Hightower, Secretary

Scrapbooking Through Quilting

Scrapbooking Through Quilting is the title of a free program on Thursday, September 22, at 6 pm at the Vinton Branch Library, 300 S. Pollard Street in Vinton, Virginia. Discover what quilts can tell you about the past in this fascinating presentation by Juanita Reynolds of The Hill Art in Rustburg, VA. (Read about her at <http://thehillart.com/>.) This presentation is a "time line" of quilt history from the mid-19th century to the present. There will be antique quilts on display. Reservations preferred. Contact the library with questions or to reserve your spot! 540-857-5043 or email kburnette@roanokecountyva.gov.

BED TURNING at our 2017 Quilt Show, "Quilts: Pieces of Our Lives"

March 24th and 25th, 2017

Your generous sharing of your very special quilts made our first Bed Turning an overwhelming success. Now it is time to start to gather the quilts for next year's Bed Turning. We are again looking for quilts of all ages and styles from antique to vintage to modern.

If you have a quilt that you are willing to let us include in the Bed Turning, please take a picture of it and write a brief description including:

Who made it (if known)

Date made (if known)

Fabric, Machine or hand pieced, Machine or hand quilted, Tied

*Any special information - it is the story of the quilt that we always wish to highlight as it connects it to the audience and to the show's theme.

Please give the photos and documentation to Cathy Fandel at any guild meeting before the end of the year, or email it to her at cathy@blueridgequilting.com

Time line:

Submission of Quilt Information and Pictures: October, November, or December 2016 at Guild meetings or by email

Selection of the quilts for the Bed Turning: January 2017

Volunteers for Narrators and "Turners": February 2017

Delivery of Bed Turning Quilts to the Show: Wednesday, March 22, 2017

QUILTS!!!!

We will be doing the Bed Turning 3 times each day at the 2017 show. We had an outstanding variety of quilts in 2015 and want the same for 2017. Some ideas: Yo-yo quilt, Chicken Scratch Quilt, Double Wedding Ring Quilt, Quilts made with feed sacks, Colorwash Quilts, Modern Quilts, and Art Quilts. Surprise us! You did the last time and it was wonderful.

~ Cathy Fandel

SEPTEMBER 19th WORKSHOP AT THE LAKE QUILTERS GUILD

Trinity Ecumenical Parish, off Rt 122, Moneta VA


Monday, September 19 - 9 AM to 3 PM

"Landscape Beyond the Basics" with instructor Joyce Duncan

See details in the August newsletter.

Upcoming Programs of the Star Quilters Guild

October 3: Laura Polk from Wytheville will be presenting a program called "Over the Top." We will learn about using a variety of surface embellishment techniques that add color, dimension, texture and sparkle to our quilts.



She will also be offering a class on the same techniques in the afternoon before the guild meeting. Cost of the class will be \$20 for 4 hours of instruction (1:00 to 5:00 p.m., followed by dutch-treat dinner. This class is **limited to the first 15 members who sign up**. Sign-up sheet and supply list will be available at the September meeting. See Dawn Schaben for details, or email her at dschaben@aol.com

November 7: Program to be decided

December 5: Our Winter Social

January 9: The annual Silent Auction

Teen Challenge News

About 2 years ago, Teen Challenge allowed me to start a sewing program, and without the donations of Star Quilters, the program would not have begun. So I wanted to give you all an update, as the program continues.

Teen Challenge is a live-in Christian discipleship program, located near Fincastle, for teen girls who have had various life challenges and need help. The sewing year is from about March or April to October, 2 hours once a month. The girls come from everywhere, and they give up their free time to sew. Usually they start with poor skills, and leave with some basic skills, but that depends on how interested each is to try some on their own.

Sewing machines, fabric, and equipment have all been donated, and remain there. It has been a joy and challenge working with a mixed bag of machines, but I can tell you they love it, and I want to let you know that all donations have been much appreciated. So far, we have made pillows, tote bags, learned some hand sewing, and just finished fabric Bible covers. An average of 11 girls are there, with turnover, and this year I found a helper, which I needed badly, as things can be hectic!

I just wish you could see how proud they are of what they accomplish! I thank you so very much for your support. ~ Nancy Oldham

Two Notes from the Virginia Quilt Museum in Harrisonburg, Virginia

The Museum will be CLOSED September 13th-19th for exhibit changes.

Join us for a special two-day seminar on death and mourning in America on October 21-22, 2016. Learn about American rituals of death and grieving as shared through the lens of quilts, mourning dress, and other historic textiles. <http://www.vaquiltmuseum.org/2016-seminar>

A Mystery Wall-Hanging Retreat on November 12th

A "Mystery" quilt retreat involves friends, laughter, quilting, and, of course, a mystery. You pick out your own fabrics but begin working on the wall hanging without knowing what the final pattern or layout is (hence the "mystery"). As a group, we will work through the steps and "solve" the mystery. One of the great joys of a quilt retreat is seeing how everyone's project turns out! We all follow the same steps, but we select our own fabrics and (in this case) embellishments. All the wall hangings will be similar -- but yours will be uniquely your own.

The Star Quilters will be hosting our Mystery Wall Hanging Retreat on November 12th from 9 am until 3 pm at our normal meeting place (Fellowship Hall, Christ Lutheran Church). Please let Barbara Badger know if you plan on attending (barbarabadger@aol.com or 540-334-1801).

This workshop is open to all Guild members, and there is no charge.

Supplies for the Mystery Wall Quilt Retreat on November 12, 2016

Personal Items: ☐ Bagged Lunch for yourself ☐ Drinks ☐ A snack item to share ☐ Reading Glasses (I have forgotten mine on occasion!)

Standard Quilting Tools: ☐ Cutting Board ☐ Rotary Cutter ☐ Cutting Straight Edge/Ruler ☐ a 6-inch square-up ruler with 45 degrees marked on it ☐ Scissors ☐ Iron and Iron Pad/Board ☐ Sewing Machine ☐ Pins ☐ Sewing Machine Needles - Whatever you normally use for patchwork plus something that can be used for heavy duty sewing (such as a Jeans needle) ☐ Teflon Sheet (if you have one; otherwise we can share) ☐ Ripper (You never know...) ☐ Pencil ☐ Extension cord!!!

Quilt Material: (Backing and Binding are not listed below)

- ☐ Accent Color (Label as Fabric A) - Fat Quarter
- ☐ Background (Label as Fabric B) 1 yard of fabric contrasting Fabrics A and C-J
- ☐ Main Pattern Pieces (Label as Fabrics C, D, E, F, G, H, I, J) - Eight fat quarters of fabrics that complement Fabric A. (You only need one 8" square from each, so you may be able to use scraps.)
- ☐ Sashing (Label as Fabric K) - 1/4 yard
- ☐ Border (Label as Fabric L) - 1/2 yard (Hint: This could be a "theme" fabric that pulls together the rest of the colors/prints you have selected.)
- ☐ Light-weight Fusible Interfacing - 1/3 yard
- ☐ Light-weight/sheer tulle - 1/2 yard (black or contrast/match Fabric A)
- ☐ Thread for piecing

Embellishment Bag (as desired - from my perspective, the more the better):

- ☐ Any fabric scraps from cutting/trimming Fabrics A-L.
- ☐ Decorative threads, Metallic threads, yarns, laces, and/or trims
- ☐ Acrylic Paints and paint brush
- ☐ Glitter and Glue
- ☐ Sequins and beads
- ☐ Markers, Felt Pens, etc.

Instructions for Before the Quilt Retreat

1. Wash and iron fabric if you so desire (opinions vary).
2. Cut fabric as follows (Save ALL scraps for embellishment bag!)
 - a. Interfacing - Cut a 12" x 12" square and fuse it to the back of Fabric A. From this, cut four 6-inch squares.
 - b. Fabric B - Cut two 8-inch strips. Cut eight 8-inch squares from the strips.
 - c. Fabric C-J - Cut an 8-inch square from each fabric.
 - d. Fabric K - Cut six 1-inch strips.
 - e. Fabric L - Cut four 4-inch strips.
3. Bring all excess fabric to the quilt retreat.

A Challenge from the Starry-Eyed Quilters: A Monochromatic Quilt

The Starry Eyed Quilters are beginning a new challenge. All of you are welcome to participate. It's a year-long challenge, so it won't derail your other projects, and if you are inspired to do a bed quilt, there is time.

Ground rules:

1. Let me know you're "in" -- so I can include you on the email list for updates.
2. Pick 1 color -- just one, but
3. You can use any values you like, or shift tones within the same color.
4. Optionally, if you desire, use 1 additional neutral: white, ecru, or black.
5. Aim to finish by September 2017 -- 1 year.

What you make can be any size, any style, any format (hot pad, bed quilt, wall hanging, barn quilt, your choice). Prints and solids are all welcome.

Here's your chance to experiment with color -- all the shades of green, or purple, or whatever.

I found this post from the modern quilt guild inspiring:

<https://themodernquiltguild.wordpress.com/2011/04/13/challenge-2-winners/>

~ Susan Kraterfield

Quilt Week in Chattanooga


... sponsored by the American Quilters Society in Chattanooga, Tennessee, on September 14-17. For details, go to <http://www.quiltweek.com/chattanooga/>

A Quilt Show in Chevy Chase, Maryland, on October 7-8, 2016

The Needlechasers of Chevy Chase invite your attendance at our upcoming Quilt Show and Artisan Boutique. This year's theme is "Quilting Green: Traditions Grow in New Directions!" For full details, see www.needlechasers.org/quilt-show.

Quilt Label Ideas and Examples

<http://www.fonsandporter.com/blogs/9-quilt-label-tips-straight-from-the-quilt-experts>



Welcome, September!