



July 2018 Newsletter

Star Quilters Guild of the Roanoke, Virginia, area


<http://starquilters.org/>

Our July Program: "Miniature Quilts" by Donna Kittelson

at Christ Lutheran Church, corner of Brandon and Grandin in Roanoke

Monday, July 9th, at 7 PM

Donna Kittelson has been sewing since elementary school, and she took sewing classes when she minored in home economics. She sewed clothing for herself and her children, curtains, draperies, and craft items. After she retired, she started **QUILTING**.



"Churn Dash" blocks for a miniature quilt



Double Nine-Patch Miniature Quilt made by a friend of Bonnie Hunter

Lately, Donna has especially enjoyed making miniature quilts, which you might say are both a bit easier (because smaller in size) and much harder (because of the precision required in cutting, sewing, and matching the seams on tiny pieces of fabric).

Donna will explain the differences between miniature quilts and "small quilts." She will share information and tips from her own experience in making award-winning miniature quilts. She also will show us several of the miniature quilts she has made.

The Quiltessas Will Meet on Friday, July 6, at OLN

Join us on Friday at the OLN Fellowship Hall to work on charity quilts or a project of your own. If you would like to contribute to the Food Pantry, bring a nonperishable item for the Kroger Kart. We will get together at 10 and stay till we run out of steam, usually around 2. Don't forget to bring your lunch. ~ Judy Bradley bradxjude@aol.com

And a message from Betty Tyree: It would be great if people could bring walking feet to make machine-binding easier.

Officers and Committee Chairs for 2018-2019

President	Judy McWhorter
Vice-President	Susan Kraterfield
Secretary	Claire Hightower
Treasurer	Sue Berry
Historian	Kelly Gruber
Hospitality	Gisela O'Connor and Judy Bird
Library	Betty Tyree & Linda Badger
Membership	Jennifer Adams
Newsletter	Laura Perry
Programs	Dawn Schaben
Publicity	Linda Badger
Quilt Show	Judy Coffman
Service Projects	Judy Bradley & Ethel Simmons
Special Events	Cathy Russell
Sunshine	Sue Thurston
Ways & Means	Donna Bohon (needs one more member)
Web Page	Susan Kraterfield

Their telephone numbers and email addresses are in the Membership Directory if you have questions.

Busy Hands



All are welcome to attend the Busy Hands gathering in the cafe at Barnes & Noble Bookstore at Tanglewood Mall. We are a small group working on any hand pieced work we have. Time is 6:30 on July 16th, the third Monday of the month.

You only have 6 months to finish those handwork projects for Christmas gifts!

If you need advice on a project, we can help you find help.
Any questions, contact Ann Ware.



Sincere Sympathy

We extend sympathy to our friend Kristin Farwig, who has suffered painful losses this year. Her brother Jeff died on December 29, 2017. Her mother Virginia died only 4 days later, on January 2, 2018. On June 10, 2018, her husband's father, George Farwig, died.

Upcoming Programs for our Monday Meetings

August - Smart Prep. A presentation of tips about preparing your quilt for longarm quilting.

October - Scheduled - details to follow.

September and November - to be decided. If you have suggestions, please tell me.

December - Holiday Social

~Dawn Schaben, Program Chair



Starry Eyed Quilters

July 28th: An Improvisational Round Robin

The Starry Eyed Quilters invite all Guild members to an Improv Round Robin on **Saturday, July 28, 2018**. We will meet from 9 AM to 4 PM, with a lunch break, at the South County Library at 6303 Merriman Road.

What is Improv patchwork? Improv has been described as working without a plan; problem solving; and freedom from perfection. We won't use templates or rulers. We will cut the fabric with scissors and/or a rotary cutter, or by ripping. We'll use our sewing machines to assemble the fabric into blocks, and the blocks into quilts.

Why do it? First of all, it's fun! Other reasons include challenging ourselves regarding design elements of color and line. Since we will be doing this in a round robin, we also add the fun of playing with our quilting friends.

Our guide to this project will be Sherri Lynn Wood's book, *The Improv Handbook for Modern Quilters*. Email Kitty at kittydelapp1@mac.com to reserve a place. Tools to bring: a sewing machine, an iron, a spool of light gray thread and several bobbins already wound, scissors, a rotary cutter and mat, a ruler (if you wish), a portable design wall (if you have one), and a large box, bag, or basket for passing fabrics to other members of the group.

Bring a set of fabrics with a focused group of colors and a range of values, with about 3 yards of large scraps and 2 or 3 pieces of fabric in $\frac{1}{4}$ yard to $\frac{1}{2}$ yard selvage cuts. Sherry Lynne recommends putting in a small amount of "rogue" fabrics, ones that clash with your main fabrics.

You will also need a yard of your "signature" fabric. You will add a bit of this fabric to everyone's quilt that you work on. It is not possible to choose a fabric that will "go with" everybody's fabrics, so don't fret about it!

Bring your lunch and any snacks or drinks you want.


The workshop is free, but we will all share the \$105 charge for the day's room rental.

Questions? Talk to Kitty Delapp at the July meeting or write kittydelapp1@mac.com

RAFFLE QUILT for the 2019 Quilt Show

We need your help making squares for the Log Cabin Raffle Quilt.

I can give you patterns for paper piecing if you would like to use that method. The squares are half light and half dark, and scrappy. (Fabrics from many Guild members will make it visually exciting!) There are two center blocks, one light and one dark (each 1" finished), and the "logs" use 1½" strips. Squares will be 12½" unfinished. Please help us make this raffle quilt as stunning and desirable as the Scrappy Pineapple raffle quilt that was so popular at the 2017 quilt show.



Thank you to all those who have already made blocks.

~ Kathy Wickham

Life with Bonnie in the Creative Accident Lane

On Monday, July 16, Guild member Bonnie Scott will be at the Floyd Quilt Guild Meeting with her mobile glass studio bearing the license plate "plzwfyr" (Plays With Fire). She will show how fun leads to creativity in her glass work, in her quilts, and in her drawing, and how they all relate to each other ... sometimes! She will bring a video of making a glass bead in real time and a few samples and tools to explain the process. Some of the beads, one-of-a-kind jewelry, accessory pieces, and glass buttons she has made will be offered for sale. Join her in the creative accident lane.

www.JoyfulAdornments.com

On Monday, July 30, she will be at the Holston Mountain Artisans Shop in Abingdon, Virginia, as part of the Sawdust Festival, demonstrating glass making throughout the day. <http://vahighlandsfestival.org/event/sawdust-festival-2/>

On August 1-5, she will be in Abingdon, in the big tent on Barter Square, for the final days of the Virginia Highlands Festival. <http://vahighlandsfestival.org/>

CRAYON INITIATIVE

If you have crayons you don't need, drop them off at A. C. Moore for The Crayon Initiative. Donated crayons will be sorted, melted, and recycled into crayons that will be donated to children's hospitals. One pound of used crayons makes 5 packs of new crayons, which the kids can take home with them when they go. Donate crayons at A. C. Moore at Tanglewood Mall before August 4, and you'll save shipping costs.

Read more about The Crayon Initiative at <https://thecrayoninitiative.org/>

Report on the Convergence Quilt Workshop

Susan Kraterfield led an enthusiastic group of quilters through the steps for making a convergence quilt. Most people finished the "convergence" part and took them home to add borders and/or appliques or embellishments before quilting them. Instructions and lots of photos are available in Ricky Tims' book, *Convergence Quilts*. For the workshop, Susan made a slideshow that shows how it's done, step by step:

<https://starquilters.org/2018/06/26/convergence-quilt-workshop-slideshow/>

You can see photos of the participants on our facebook page:

<https://www.facebook.com/groups/114448361921935/>

If you've been working on a convergence quilt, bring it to Show and Tell on July 9th, even if it's not finished.

Our Quilt Show Judge: Scott Murkin, Physician and Quiltmaker

Scott Murkin has agreed to be the judge for our quilt show on Friday and Saturday, March 29 and 30, 2019.

Scott is a doctor and hospice physician in Asheboro, North Carolina. He's also a quilter. In Illinois, where he grew up, he watched his grandmother sew quilts and helped her by cutting out patterns. As an adult, he was sad that his children wouldn't have one of his grandmother's quilts. So he made one for his daughter, one for his son, and others for relatives and friends.

"Quilt competitions used to be won on fine workmanship, but these days, they're weighted toward design. As a judge, Murkin takes workmanship into account, but he also looks at rhythm, balance, proportion, and scale." He is open-minded about colors, fabrics, themes, and embellishments.

Source: "Scott Murkin is Asheboro's Quilting King" by Susan Stafford Kelly in *Our State*, January 28, 2015, accessible at <https://www.ourstate.com/scott-murkin/>

Portrait from Scott's facebook page



A Challenge from the Starry Eyed Quilters Group

The Starry Eyes' latest challenge is a Jacket (or vest or skirt or other wearable). Maybe it could be like this coat, "Lotsa Dots" by Rachel Clark, only it should be QUILTED, not just pieced.

Bring your results - finished or not - to the November guild meeting for a group reveal. For more information, talk to Susan Kraterfield skaterfield@gmail.com



Minutes of the Star Quilters Guild Monthly Meeting on June 4, 2018

President Judy McWhorter called the meeting to order at 7:00 PM. The meeting began with the program, followed by the business meeting and Show-and-Tell.

PROGRAM

Guild President Judy McWhorter introduced the program on Ice-Water Dyeing led by guild member Susan Kraterfield. Susan demonstrated this easy process step by step and then showed pieces she had dyed 24 hours earlier. Members of the Starry Eyed Quilters then displayed the fabrics they had dyed, giving the audience a look at the wonderful and varied results that can be achieved using Ice-Water Dyeing.

ANNOUNCEMENTS

President Judy McWhorter invited members of the board to the front of the room to introduce themselves and update the membership.

Secretary. In Claire Hightower's absence, member Cathy Fandel noted that the minutes of general meetings are published in the newsletter.

Membership. Jennifer Adams reported that attendance at the meeting was 53 members, 1 visitor. She is available to take member photos for the guild directory.

Library. Betty Tyree brought several books out to the main meeting room that might be of interest to the members.

Treasurer. Susan Berry reported that all annual bills have been paid. More information and the current bank balance are available to members on our website.

Hospitality. Gisela O'Connor announced June birthdays.

Newsletter. Laura Perry noted that the newsletter is available on the web site.

Raffle Quilt. Kathy Wickham has patterns available for the raffle quilt log cabin blocks, and 44 more blocks are needed to complete the quilt. Kathy showed the completed center of the quilt, which she plans will measure 96" square when finished.

Quilt Show. Judy Coffman announced that guild member Nancy Oldham will be the Featured Artist at the 2019 quilt show. The next planning meeting will take place on June 19 at 6:30 at the Church of Christ, and as always, all are welcome to come and help with the quilt show planning.

Comfort Quilts. On behalf of Ethel Simmons and Judy Bradley, Betty Tyree thanked those who turned in 8 comfort quilts this evening.

Challenge Quilt. Nancy Oldham revealed that the challenge quilt for the 2019 "Inspired Piecemakers" show is "INSPIRED MONOCHROMATIC." The challenge will be to create a quilt that inspires using only one color plus one neutral, using any subject or style that you choose, with a perimeter of 100" or less. Susan Kraterfield showed an example to illustrate the challenge quilt.

Vice President-Parliamentarian-Webmaster Susan Kraterfield, Publicity Chair Linda Badger, Events Chair Cathy Russell, Sunshine Chair Sue Thurston, and Historian Kelly Zuber had no reports to make.

(continued on next page)

BUSINESS

Scott Murkin, a NQA Certified Judge, was announced as the judge for the 2019 "Inspired Piecemakers" quilt show.

Susan Kraterfield reminded those interested that there was a workshop scheduled for June 27 on Convergence Quilts.

Ways and Means is still in need of one volunteer. Donna Bohon has agreed to handle the magazines, but another volunteer is needed to handle the fabrics. Our treasurer, Susan Berry, noted that Ways and Means is a valuable resource for the guild, adding about \$800 yearly to the treasury.

Show and Tell. Kelly Zuber, Historian, took photos of members' quilts, which will be posted on the website.

Closing: The meeting was adjourned at 8:15.

Respectfully submitted,
Cathy Fandel
(pinch-hitting for Claire Hightower)



July ... A Popular Month for the Birth of Quilters!

2 Elsie Bailey

2 Terry Doyle

2 Carol Morehart

6 Loretta Twiford

7 Nancy Powers

8 Natalie Norris

11 Jessica Tims

13 Sue Thurston

15 Tonya Harmon

17 Chris Epperly

29 Debbie Griffin

~ Gisela O'Connor (Hospitality Committee)

Here's Your Quilt Show Challenge!

INSPIRED MONOCHROMATIC

When we have a quilt show, one category is reserved only for members of the Guild. It is the Challenge Quilt, a small quilt (easy for beginners to finish) inspired by a challenge issued by the Quilt Show committee.

In 2019, your challenge quilt will inspire viewers with the creative use of only one color plus one neutral. The chosen color may additionally be modified as a tint, tone, or shade. For instance, using red, you might add pinks and/or burgundy (plus the neutral). Your preferred neutral might be either gray, black, white or taupe. (You must include a neutral, but it can be a small piece.) The choices of subject and style of the design are yours to make; styles include traditional, modern or artistic. Anything goes in the use of your favorite quilting or surface techniques.



The quilt must be less than 20" wide by 30" long; or a combined total of no more than 100" for the perimeter (adding the length of all the sides). Add the 2" rod pockets necessary for hanging, and attach a label with your name. Completed quilts will be shown and judged before the show, at the March 2019 meeting.

When you register for the "Inspired Piecemakers Show," please share, in 25 words or less, what inspired your monochromatic quilt design.

Game on, have fun!!

~ Quilt Show Challenge Chair, *Nancy Oldham*

Show your Quilts in an Instagram Collage

I think some of my fellow Star Quilters Guild members might enjoy the #quiltvsquilter sharing on Instagram. See <https://www.instagram.com/explore/tags/quiltvsquilter/>

I hope you'll participate, since I'm eager to see your collages! #starquiltersguild

~ Val Stricklin

Cutting Mat Maintenance

Keeping a cutting mat in peak condition means this: Keep it clean! Keep it moist! Keep it flat! Definitely NO Heat!

Just as your hands need moisture regularly, so do cutting mats. Moisture can be leached out by fabrics, and losing moisture will shorten their life expectancy. Olfa (manufacturer of rotary cutters and mats) claims that *self-healing mats* love moisture and should be soaked from time to time. They say to soak your mat in a bathtub or large container, as it must lie flat, in a solution of $\frac{1}{4}$ cup white vinegar to not quite a gallon of *cool* water, for 15-20 minutes. Dry it thoroughly, but not in the sun.

Source: <http://intocraft.com.au/blog/nifty-notions-cutting-mats/>
page 8



BargainBarnFabrics.com

Thank our advertisers!

Hwy. 460, Montvale, Virginia

OPEN: Tuesday- Friday 10 –5, Saturday 10 – 3

(540) 947-2894 Marietta Price & Tiara Haley

A National Quilt Day Sponsor Marietta.Price@gmail.com



Cathy Fandel
Blue Ridge Quilting
1164 Dry Hill Rd.
Ferrum, VA 24088
540-365-7430
www.blueridgequilting.net



Bailiwick Quilting Studio
Statler Gammill Longarm

Dawn & Ed Schaben
Telephone: 540-354-8464
www.bailiwickquiltingstudio.com

PO Box 12361
Roanoke, VA 24025
bailiwickquilting@gmail.com



Red Barn Quilting
MARTI GRAHAM
4535 LONG SHOP RD.
BLACKSBURG, VA 24060
(540) 320-6231 (CELL)
www.red-barnquilting.com



Plays With Fire!
See it Live

Joyful Adornments
GLASS STUDIO
Bonnie Scott, Glass Artist
Toll-free: 1-800-517-6440
Email: bonnie@joyfuladornments.com
Salem, Virginia
www.JoyfulAdornments.com

- Group Demos
- Private Lessons
- Events
- Parties

Tidewater Quilters Guild Show in Virginia Beach, August 17-18

Tidewater Quilters Guild is hosting "Every Quilt Tells a Story," a quilt show featuring a silent auction, vendors, a raffle quilt, door prizes, and a workshop by Augusta Cole and Sara Madson.

Quilts entered must be registered by July 20th. See <http://www.tggva.org/>



Tidewater's quilt show raffle quilt is "Black and White and Red/Red All Over" by Christine Prenger. The drawing will be held at the show. Tidewater also is raffling a Grandmother's Flower Quilt, with the drawing in November. The quilt top was pieced in southwest Virginia in the 1930's and hand-quilted in 2016-2018. See it at <http://www.tggva.org/2018-raffle-quilt.html>

OUR 2019 QUILT SHOW

Here's the latest news from the Quilt Show Committee.

At our June meeting, we approved the logo at right.

Next we discussed the possible fabrics to be used for the award ribbons. There were many possibilities. We narrowed it down to two fabrics. Now to see if we can get 11 yards that we need of either of our top choices, or if we continue searching.

The registration form was reviewed with a fine-tooth comb. Several clarifications and tweaks were made. The final copy will be presented at the next committee meeting. Our goal is to have the registration form ready for printing soon.

We have 8 confirmed vendors and more vendor possibilities. We will soon begin lining up sponsors.

Our publicity chairs have some good ideas. Word will soon be sent to quilt guilds and Quilt Shop Navigator. Please help us spread the news about our upcoming show. Tell your friends and family.

Please join us if you can. Our next committee meeting will be July 17th at 6:30 pm at Roanoke Church of Christ, Brandon Avenue, Roanoke.

~ Kathy Wickham



QUILTS IN SPACE

Astronaut Karen Nyberg, who spent five months on the International Space Station, stitched together a 9-inch red, white, and blue square that must be the first example of patchwork made in space.


"It is far from being a masterpiece," said Nyberg. "I've discovered several challenges with cutting and piecing and stitching in weightlessness."

In addition to the problems of scissors, needles, and spools of thread floating away in microgravity,

"You can't lay things down and measure. I found myself taping the fabric to a surface, trying to lay it out."

But the time and trouble were worth it, she said. "It will be neat to have a quilt block I can say was actually sewn during my time in space."

See a video here: <https://www.space.com/23436-space-quilt-astronaut-karen-nyberg.html>



The Alleghany Quilters Guild's Show, "Quilting in the Mountains"

July 13 & July 14, 2018 - 9:30 am to 4 pm at Alleghany Fairgrounds on Hwy. 21 N, Sparta, NC - FREE admission & Parking <http://alleghanyquiltersguild.com/quilt-shows.php>

(Sparta NC is just over the state line, about 2½ hours on I-81.)

Eric Fitzpatrick: Southern Culture Series - July 12 to September 23 at Hollins

Born and raised in Roanoke, artist Eric Fitzpatrick is an artist beloved in southwest Virginia. He is known for his paintings of landmark buildings, local hangouts, musicians, street scenes, and area personalities.

This exhibit gathers 25 of his oil paintings on canvas, plus graphite and charcoal studies for the series. You'll enjoy his mixture of caricature, nostalgia, and social commentary in views of our region and its culture.

Opening Reception - July 12 at 6 PM

Richard Wetherill Visual Arts Center at Hollins University.



"Good Ole Boys," 2004. Oil on canvas. Courtesy of the artist.

Image by Mike Wilson of Bohemian Robot Photography



This show is recommended by Dawn Schaben, who notes, "Lunch in the dining hall is only \$7.25 at lunch time and it is good food."



Credit: The Thinking Closet

FOR PEOPLE WHO LIKE THEIR STASH TO BE REALLY, REALLY ORGANIZED

File your fabric to keep it organized! You can purchase used file cabinets for a song now that offices use computers instead of paper records. Although it will take time up front, filing your fabric (literally!) will pay off.

Keeping your fabric stash organized will help you avoid purchasing extra materials. Filing it in drawers keeps it dust-free and less likely to wrinkle. And think of the happiness you'll feel when you can just grab-and-go to a workshop!

Come to the July Quilt Show Planning Meeting

You are welcome to attend the Quilt Show planning meeting at 6:30 pm on Tuesday, July 17, at Roanoke Church of Christ on Brandon Avenue. This is a great way to get to know Guild members better!

