



August 2018 Newsletter
Star Quilters Guild of the Roanoke, Virginia, area
<http://starquilters.org/>

Our August Program:

at Christ Lutheran Church, corner of Brandon and Grandin in Roanoke
Monday, August 6, at 7 PM

Local quilter Leigh Ann Thomas will be presenting a trunk show on primitive quilts.

Leigh Ann says this: Sewing has been a part of my life since I was 6 years old. My grandmother taught us how to sew and for many years I made clothing. My first quilt was a gift for my mother to go in her primitive/country style home. That was 25 years ago, and from then on I have only made quilts.

Primitive/traditional is my favorite and most of my quilts are of this style. I love all things quilting but am especially drawn to reproduction and folk art fabric and patterns.

Outside of quilting, my husband and I spend time with our 4 grandsons. We retired to Roanoke to be close to them. The grandsons are super busy with their activities (mostly sports) but each has learned basic sewing skills and how to use a sewing machine.



The Quiltessas Will Meet on Friday, August 3, at OLN

We will be meeting from 10 until 2 this Friday, August 3, at Our Lady of Nazareth Church. We could use some help coming up with some ideas for the 6" squares (not just the pretty ones!) that I've been given. There are plenty to go around for everybody to experiment with. Don't forget your lunch, show-and-tell, and a nonperishable food item for the Kroger Kart in the Centrum. All Guild members are welcome to come help us make comfort quilts!

~ Judy Bradley

CRAYON INITIATIVE

Drop off old crayons at A. C. Moore at Tanglewood Mall before August 4, and they'll send them to be made into crayons for children in hospitals. thecrayoninitiative.org/

Officers and Committee Chairs for 2018-2019

President	Judy McWhorter
Vice-President	Susan Kraterfield
Secretary	Claire Hightower
Treasurer	Sue Berry
Historian	Kelly Zuber
Hospitality	Gisela O'Connor and Judy Bird
Library	Betty Tyree & Linda Badger
Membership	Jennifer Adams
Newsletter	Laura Perry
Programs	Dawn Schaben
Publicity	Linda Badger
Quilt Show	Judy Coffman
Service Projects	Judy Bradley & Ethel Simmons
Special Events	Cathy Russell
Sunshine	Sue Thurston
Ways & Means	Donna Bohon (books and magazines)
Web Page	Susan Kraterfield

Their telephone numbers and email addresses are in the Membership Directory if you have questions.

We Need Help with Ways and Means

We still need a second person for the Ways and Means Committee. Donna is handling books and magazines; we need someone to deal with the fabric donations. She (or they, if two or three people would like to work together) would measure the fabric donated and add labels with the price, and then bring the fabrics for sale to the Monday meetings.

Please think about whether you be willing to do this job. Remember, the Ways and Means Committee raises a considerable sum of money for the Guild. It also provides us with a home for fabrics we no longer want and a way to replenish our stashes with new material at a bargain price!

If you are willing to take on this job, please let President Judy McWhorter know.



Busy Hands



All are welcome to attend the Busy Hands gathering at Barnes & Noble Bookstore at Tanglewood Mall. We are a small group working on any hand work we have. Time is 6:30 on August 20th (the third Monday of the month). If you need advice on a project, we can help you find the answer. Any questions, contact Ann Ware.

Upcoming Programs for our Monday Meetings

September - Smart Prep. A presentation of tips about preparing your quilt for longarm quilting so that it can be the best quilt possible at the best price possible.

October - Scheduled - details to follow.

November - Scheduled - details to follow.

December - Holiday Social.

January - To be arranged.

February - Nancy Oldham will be presenting her collection of antique quilts and sharing their stories.

~Dawn Schaben, Program Chair

Quicker and Easier Cathedral Window Quilts

The Quilting Party will be sponsoring a workshop by Lisa Ellis, "Charming Cathedral Window," on Wednesday, October 3, 2018, in Blacksburg. These quilts are made completely by machine. \$65, and registration has already begun. See

<http://kutauber.wixsite.com/the-quilting-party/workshop>

The Improvisational Round Robin - Don't You Wish You'd Been There?

Kristin Farwig posted these photos from the improvisational quilt workshop held at the Badgers' home on July 28th. On the left, part of the garden, with hummingbirds enjoying the flowers and the feeder. On the right, Linda Badger's improvised quilt.



Kitty Delapp conducted the workshop and explained the improv process. Then Susan Kraterfield, Linda Badger, Kristin Farwig, Kitty DeLapp, and Kyoko Yamamura were off - adding fabric to each other's creations in round-robin style.




It's obvious that everyone had a great time and learned from discussing their choices with each other. You can see more photos on our facebook page:

<https://www.facebook.com/groups/114448361921935/>

RAFFLE QUILT for the 2019 Quilt Show

We need your help making squares for the Log Cabin Raffle Quilt.

I can give you patterns for paper piecing if you would like to use that method. The squares are half light and half dark, and scrappy. (Fabrics from many Guild members will make it visually exciting!) There are two center blocks, one light and one dark (each 1" finished), and the "logs" use 1½" strips. Squares will be 12½" unfinished. Please help us make this raffle quilt as stunning and desirable as the one at our last show.



It would be great if every Guild member could contribute a square!

~ Kathy Wickham

Virginia Highlands Festival



You may want to travel the 2 hours to Abingdon for the Virginia Highlands Festival, 10 days of crafts, antiques, "arts, music, food and fun." Guild member Bonnie Scott will be there on August 1-5, at Booth 18 in the big tent on Barter Square. Items for sale will include new bracelets she has made from recycled Mason jars!! <http://vahighlandsfestival.org/>

Planning Ahead: The Southeastern Animal Fiber Fair in Fletcher, North Carolina (near Asheville) in October



Besides seeing sheep, goats, rabbits, and alpacas, you can purchase their fibers. There are many, many workshops available - Coiling, Shuttle Tatting, Crewel Embroidery, Embellished Fabric and Paper Pins, Wood Spirit Carving, Basketry, Broom Making, Hairpin Lace, Broomstick Lace, Crochet Miniatures, Dyeing (16 different classes), Felting, Wool Painting, Rug Hooking, Knitting (40 classes), Preparing Fibers, Spinning, and Weaving (multiple classes). See

<https://saffregistration.org/grouplistpublic.asp>

Homemade Serger Thread Cones

If one of the things that keeps you from using your serger is the cost of thread in so many colors, you may want to see the homemade cones one person invented for colors she did not often use. <http://moonthirty.com/serger-thread-hack/>

A Challenge from the Starry Eyed Quilters Group




photo from pinterest

The Starry Eyes' latest challenge to you is to make a Quilted Wearable - a jacket, vest, skirt, etc.

Bring your results - finished or not - to the November guild meeting for a group reveal.

For more information, talk to me. I can suggest books and patterns that will help you to meet this challenge!

~ Susan Kraterfield

Tidewater Quilters Guild Show in Virginia Beach, August 17-18

Going to the beach? Check out <http://www.tggva.org/>

Come to the August Quilt Show Planning Meeting

You are welcome to attend the Quilt Show planning meeting at 6:30 pm on Tuesday, July 17, at Roanoke Church of Christ on Brandon Avenue. This small group is a great way to get to know Guild members better!

Why Do We Quilt, Sew, and Craft by Hand?

by Leslie at The Seasoned Homemaker <leslie@seasonedhomemaker.com>

(adapted and edited for length)

Here's why I think we should keep on stitching - even if no one seems to care.

1. Remember the Moment.

The sewing you create today represents a moment in time that needs to be marked. What you're sewing today means something to you, the Maker. It means something to the recipients because it marks a moment in their life (graduation, new baby, marriage, or your friendship with them). It marks a place in history.

2. Someone Will Love It.

Long after you're gone, it will mean something to the people who will come.

3. Be a Creator.

Creating has more than a surface value. It's a statement to the world around us that life is good. When you create something, you are turning disorder into order. You are turning nothing into something.

And, the very act of creating pushes against all the darkness and chaos in our world. Your act of creating spreads light into an otherwise dark space.

So, keep making!

Minutes of the Star Quilters Guild Monthly Meeting on July 9, 2018

President Judy McWhorter called the meeting to order at 7:00 PM. The meeting began with our program, followed by our business meeting and Show and Tell.

Program

Judy McWhorter introduced our speaker, Donna Kittelson, whose program topic was Miniature Quilts. Donna defined a miniature quilt as a quilt made using traditional blocks and settings which are scaled down in size, with the finished quilt measuring 26 inches or less per side. As an example, Donna's Log Cabin Quilt used three-quarter inch wide logs, which finished one quarter-inch wide. Donna suggested making a miniature quilt to try a new block or technique using very little fabric. She emphasized that accuracy is essential when making miniature quilts and offered the following suggestions:

- Press the fabric, and press it well, prior to cutting.
- For each project, use only one brand of ruler, preferably one with thin lines, for consistent, accurate cutting.
- Cut pieces slightly larger than needed, then trim after sewing.
- Match seams prior to cross-sewing by inserting a pin into both seams perpendicular to the new stitching line.
- Foundation paper piecing is helpful to improve accuracy.
- Use a "thread spider", or a scrap of fabric which you sew through ahead of your seam so that the first stitch of your seam grabs the fabric properly.
- Use a single-hole sewing machine plate, not the zig-zag stitching plate.
- Press, do not iron, your seams. Use a steam pressing cloth to prevent stretching.
- Use a short stitch length.

Donna passed around many examples of her gorgeous miniature quilts.

Business Meeting

Secretary: The minutes of the June meeting are in the July newsletter.

Library: Betty Tyree announced new books, including *Missouri Star* Summer Edition.

Comfort Quilts: Judy Bradley announced that fourteen Comfort Quilts and one Soldier Quilt were turned in at tonight's meeting.

Hospitality: Gisela O'Connor announced the July birthdays.

Membership: Jennifer Adams announced our attendance of 63 members and three guests.

Quilt Show: Judy Coffman announced that the committee is making good progress and is ahead of schedule. The next planning meeting will take place on July 17 (third Tuesday) at 6:30 at the Church of Christ.

Ways and Means: \$81.20 has been collected.

Raffle Quilt: Kathy Wickham asked members to please make blocks for the raffle quilt.

Show and Tell. Members have been busy! Thirteen of them had finished projects to show.

Closing. The meeting adjourned at 8:03. The next meeting will take place August 6.

Respectfully submitted,

Claire Hightower



to Guild members born in August

7 Sandy Bowen

17 Carol Dillman

17 Peggy Ramsay

18 Val Stricklin

20 Wanda Nawrocki

24 Pat Hewitt


25 Betty Tyree

28 Denise Lloyd

29 Cathy Fandel

31 Judy Coffman

~ Gisela O'Connor (Hospitality Committee)



LIBRARY COMMITTEE

I will not be able to attend the meeting in August, but the library is open for anyone to browse.

Please use the clipboard to sign for any books you are borrowing or returning.

~ Betty Tyree

The Quilt Show Challenge! INSPIRED MONOCHROMATIC



I hope you're feeling "inspired" about making a Challenge Quilt for our 2019 Quilt Show - a quilt that will use only one color (and tints, tones, and shades of that color) plus one neutral color. This quilt has to be small - less than 100 inches all around - so it is a good chance for people who can't tackle a large quilt to vie for a Quilt Show ribbon. For more information, see July's newsletter.

~ Quilt Show Challenge Chair, Nancy Oldham



Advertising in our newsletter costs only \$25 a year. Do you know someone who would like to join these friends of ours in print?



OUR 2019 QUILT SHOW

Here's a recap of the July 17th meeting of the 2019 Quilt Show Committee.

1. Welcome and introductions with thirteen in attendance.
2. The final logo was presented and all agreed it was a job well done by Ashley, daughter of Vickie Kuhlman.
3. The registration form, including category descriptions with changes suggested at the June meeting, was reviewed, resulting in minor additional changes. A final review of the registration form will be conducted at the August quilt show

meeting and will subsequently be posted on the Guild website.

4. The bed turning was discussed and it was agreed it will follow the highly successful format from the 2017 quilt show. A call for quilt submissions for inclusion in the bed turning will be published in the September newsletter and submissions will be accepted in October, November, and December. The final selection in January will be based on the show narrative written in relation to the show's theme ("Inspired Piece Makers"), variety, span of antique to modern to art, and great stories behind their inspiration if possible.
5. A list of judges to consider for the Star Quilters Challenge was devised.
6. Award ribbons are under construction.
7. Topics planned for the August 21st meeting are check-in and check-out procedures, updating the Show Guide, and publicity.

Respectfully submitted,

Judy Coffman and Judy McWhorter