



May 2020 Newsletter
Star Quilters Guild of Roanoke, Virginia,
and the surrounding area of the
beautiful Blue Ridge Mountains
<http://starquilters.org/>

Message from the Guild President

Hello Guild Friends! What have you been making lately? I've heard and seen pictures on-line, of lots of masks to share with friends, family, hospitals, nursing homes and our community! I've seen 'sidewalk quilt shows' starting to pop up too! I'm guessing there are lots of UFO's getting finished or maybe started and stopped, several charity quilts have been made and the list goes on.

As many Facebook posts have said....."Quilters have been training for this kind of event with their 'stash' all along." Who would have believed that having high-quality quilt cotton fabric, elastic and time would be a hero's resource! But you've all been doing amazing things - **CONGRATULATIONS!!!** Together we rise and your individual spirit shines in challenging times like this. I am so very proud of all of you!

So, my two years of serving the Guild have started with this big challenge of quarantine, which means sewing gatherings are postponed in-person until further notice. But you will be pleased to hear that we are not without resources!! Your new Guild Board and Committee Chair people met in a ZOOM meeting on-line Thursday April 23rd to discuss the budget and most importantly, how to keep in touch with you, continue to inspire you and generally have some fun! They have lots of great ideas to share!



I hope this issue of the May Newsletter will get your juices flowing with some exciting news, a Guild block challenge, an on-line resources list and news that we're planning a Show-n-Tell for Monday, May 18th on ZOOM! We're even planning a few training sessions for those that haven't ZOOMED yet, so everyone can join that would like to! In the meantime....grab a cup of coffee, hot tea, or a glass of wine and read all about it.

Stay well and keep stitching!
JOY-fully,

Bonnie Scott



THANK YOU!!

Since we are not able to have our May celebration (yet), I know we all would like to recognize and thank the outgoing board & committee members for their service to the Guild.

Judy McWhorter, President (2 years, again)
Susan Kraterfield, Vice President (4 years)
Sue Berry, Treasurer (4 years)
Claire Hightower, Secretary (4 years)
Dawn Schaben, Programming (4 years)
Laura Perry, Newsletter (5 years)
Bonnie Blessing, Membership (2 years)

When we get together in person, we will cheer once more in gratitude for their service!!
Thank you all for sharing your time and your talents!

PLEASE WELCOME YOUR NEW BOARD & COMMITTEES

(You will see a few openings, please call & join the team!)

*continuing

Handwork Group.....	Ann Ware*
Barefoot Quiltessas.....	Judy Bradley*
Comfort Quilts.....	Judy Bradley*
Art Quilts.....	Susan Kraterfield*
Sunshine.....	Sue Thurston*
Membership.....	Jennifer Adams*, Donna Conner (new)
Ways-n-Means.....	Kathy Henderson*, Donna Bohon*
Newsletter.....	Jill Moody (new)
Quilt Show.....	Judy Coffman*
Set-up/Take-down.....	Cynthia & David Yeager (new)
Librarian.....	____(Opening)____& Betty Ann Tyree*
Technology	
Webmaster.....	Susan Kraterfield*
Social Media.....	Kelly Zuber, Kristen Farwig (both new)
Hospitality.....	Gisela O'Connor*, Judy McWhorter (new)____(2-3 Openings)____
Special Events.....	Cathy Russell*
Historian/Photography.....	Kelly Zuber*, Kitty DeLapp (new)
Program.....	____(Opening)____, Loretta Bedia, Sue Thurston, Sarah Baumgardner, Arlene Blackburn (all new)
Publicity.....	Laura Perry (new)
President.....	Bonnie Scott (new)
Vice President.....	Dawn Schaben (new)
Secretary.....	Karen McMillan (new)
Treasurer.....	Deborah Shealy (new)



Star Quilters Guild (First Ever!!) Virtual Show and Tell



WHO? YOU!!

WHAT? YOUR RECENT QUILT CREATION (1 Quilt per person)


WHEN? May 18th @ 7 pm EDT

WHERE? YOUR LIVING ROOM, KITCHEN, DINING ROOM etc...

**HOW? Using the "Zoom" app on a phone, tablet, iPad or computer
BUT.....What if you don't have a quilt to show?**

PLAN ON IT ANYWAY! ALL ARE INVITED!

- More information to come - even some Zoom training
- keep a check on your email box!



This "We're On a Roll" quilt pattern by Karen Brow was created years ago. It has become very popular recently. I did some research in order to give the designer credit. If you are interested in making this quilt, you can purchase it [HERE](https://javahousequilts.com/shop/were-on-a-bigger-roll) or copy and paste the web address:

<https://javahousequilts.com/shop/were-on-a-bigger-roll>



The Virginia Register, the magazine advertising craft shops and events in Virginia, is usually distributed at our meetings when it arrives every other month. Due to current conditions, the May/June issue is available only online. You can read it [HERE](http://theregisterweb.com/Papers/VACURRENTISSUE.pdf) or download a copy at <http://theregisterweb.com/Papers/VACURRENTISSUE.pdf>.

Star Quilters Secretary's Report for April 2020

We were unable to hold our monthly meeting in April due to our Governor's coronavirus restrictions. However, we did have important activity regarding the election of our new officers.

As announced at our March meeting, the Nominating Committee (Claire Hightower, Nancy Oldham and Kathy Wickham) compiled a slate of officers for election, to be held at the April meeting and to be effective May 1. The nominees were: Bonnie Scott, President; Dawn Schaben, Vice President; Deborah Shealy, Treasurer; and Karen McMillan, Secretary. The Committee called for additional nominations; none were forthcoming.

Following the cancellation of the April meeting, the Committee called, texted, or emailed the members to obtain their vote. Some members did not answer when phoned or did not respond to texts, voicemail or email. However, most members (i.e., a quorum) were successfully contacted or replied to our messages, and all of them approved the nominated officers.

Therefore, I am happy to announce, and offer my congratulations to, our elected officers for May 2020 through April 2022.

President: Bonnie Scott
Vice President: Dawn Schaben
Treasurer: Deborah Shealy
Secretary: Karen McMillan



Respectfully submitted,
Claire Hightower, Secretary
April 24, 2020



Comfort Quilts

If you find that now you have some extra time, please consider making a comfort quilt. The sizes most usable are 40 x 50 for children's small quilts; 45 x 60 lap size for teens and patients receiving chemo; and 54-60 x 72-80 for shelter cots. There are patterns and instructions available on the Guild's website under Comfort Quilts. For more inspiration, check out Pinterest, or the patterns and tutorials on the Missouri Star Quilt website. The app is free.

Kits won't be available until the stay at home order is lifted.

Betty Tyree shares this quilt link from SewVeryEasy: A Free, 3 Yard Quilt Pattern :)

We're always looking for free patterns.

<https://youtu.be/w-9TyyKzeTs>

~Judy Bradley

Support Our Advertisers ... They Support Us!

Linda's Sewing Arts, LLC




Linda Sage Greene
Roanoke, Virginia

(540) 345-2291
(please leave a message)



Computerized Long-Arm Quilting
Machine Embroidery
Sewing & Quilting Teacher
Special Projects



BargainBarnFabrics.com

Hwy. 460, Montvale, Virginia

OPEN: Tuesday- Friday 10 - 5, Saturday 10 - 3

(540) 947-2894 Marietta Price & Tiara Haley

A National Quilt Day Sponsor Marietta.Price@gmail.com

Check out what is going on during Stay-at-Home orders
on their Facebook page - [HERE!](#)

*Bailiwick Quilting Studio
Statler Gammill Longarm*

Dawn & Ed Schaben
Telephone: 540-354-8464

PO Box 12361
Roanoke, VA 24025
bailiwickquilting@gmail.com

www.bailiwickquiltingstudio.com

CS ThreadZ, LLC

Fabric . . . Quilting . . . Embroidery . . .

Cecily-Sue Roth
Owner

12925 Booker T. Washington Hwy, Suite 104B
Hardy, VA 24101

csthreadzllc@hotmail.com
540.565.0288

Embroidery by Anita

Embroidery, Monogramming, & Quilt Labels


Anita White

8277 Olsen Road
Roanoke, VA 24019

Home: 540.400.7566

Cell: 540.809.8111

nitab827@yahoo.com



*blue
RIDGE
QUILTING*

custom machine quilting
cathyatblueridgequilting@gmail.com

Cathy Fandel
Blue Ridge Quilting
1164 Dry Hill Road
Ferrum, VA 24088

540-365-7430

Homemade Goodies

Breads
Cakes
Pies
Sticky Buns
Cinnamon Rolls
Casseroles
Soups & Salads

**COUNTRY STORE
BOONE'S**
(Route 116 - Boone, Cherokee, VA - 28605)
Phone 721 25 16

Open year round
Tuesday - Saturday
9:30 - 5:30
Friday until 7:00
April - December
2699 Jubal Early Hwy

Fabrics
Notions
Gifts
Cards
Bulk Foods
Spices
Quilting Supplies
Wooden Baskets

2699 Jubal Early Highway (Rt. 116) in Boones Mill

The Quilting Party, Blacksburg's largest
quilt guild, has **CANCELED** all meetings
through the end of June 2020.

Quilting Essentials in Salem has
temporarily **CLOSED** its store. But,
check out their Facebook page [HERE.](#)

QUILT GUILD RETREAT

September 16th - September 20th

at Beautiful *Smith Mountain Lake*

Your next payment is due for the Star Quilters Retreat in September. Please mail me a check, as I've got to make our next payment to the 4-H Center! A payment of \$50.00 or more will be sufficient at this time.

Send it to: Cathy S. Russell,
6306 Willingham Drive
Roanoke, Va 24018.

Thank you!

~ Cathy S. Russell
bfmshmk@yahoo.com



The Star Quilters Guild Retreat has ONE opening!!!

Would love one of you all to join us in a fun filled sewing retreat. The dates are from Sept. 16th - Sept. 20th. The cost is \$285.00. This includes room and 2 meals - breakfast at 10:00 and dinner at 5:00. Each room has 2 members and the rooms are really roomy. The retreat is at the 4-H center in Franklin County. I hope to have a quilt store at the lake as a vendor on Saturday. We have lots of fun, fellowship, sewing, learning ideas, seeing what others are sewing etc.

This year there will another quilt group upstairs sewing so we will be able to double our fun.

So, come with us and enjoy a new experience if you have never been on a retreat or if you have been on one.

Requirements - let me know ASAP if you want to be a member of our wonderful quilt retreat.

Call me, text me or email me.

Hope to hear from somebody - don't disappoint me!!!

Thank you,
Cathy Russell



ONE HOUR CHALLENGE

The general idea is to construct a quilt block in one hour. While you are doing something mindless like yard work, cleaning the kitchen (notice I didn't say house), or watching the sunset, visualize in your mind a quilt block you can make in one hour with fabric on hand. Gather your materials, set the clock for one hour, and get started.

Choose any design and method, and make it any size you want. Go wild with art or modern, soothe yourself with a loved traditional block, and feel free to use glue, embellishments, embroidery, dye, raid the button box. Quilting is optional. Whatever you do, HAVE FUN! Post your quilt block on the Star Quilters Facebook page if you wish, but do bring it to the first Guild meeting held after COVID-19 restrictions cease for hanging on the Challenge wall. There is no plan at this time to raffle the blocks or make them into a quilt—but who knows when they are all together what the Guild membership will come up with! They will not be judged, just enjoyed!

~Judy Coffman



The face masks several Guild members have been making with several options:

Pleated w/Elastic

Pleated w/Ties

Fitted w/ties or elastic



<https://sweetredpoppy.com>



Busy Hands

Unfortunately we must cancel Busy Hands in May. Hopefully by the 3rd Monday in June we will be able to gather again. Stay healthy .

~Ann Ware



MAY BIRTHDAYS

1 Donna Watts
 2 Donna Bohon
 5 Alice Sauers
 7 Sue Berry
 14 Jordis Allen
 15 Jill Moody
 18 Martha Mikel
 18 Kathy Wickham
 20 Patsy Horton
 22 Ruth Bunt
 26 Carol Ascher

from Gisela O'Connor, Hospitality Chair



MEMBERSHIP 2020-2021

Have you renewed your membership for 2020-2021? Spring is the time to renew! A form is attached to this newsletter. Please be sure you are using a form that is dated 2020-2021. Dues are \$15. Make checks payable to Star Quilters Guild. 2019-2020 year ends APRIL 30, 2020, so now is the time to rejoin. Your membership will be good from May 1, 2020-April 30, 2021. My mailing address is on the form. I am excited to have Donna Conner joining me at the membership table this year as soon as we are able to get back together. I miss everyone!

~ Jennifer Adams

SPECIAL THANKS

Thank you **Bonnie Blessing** for helping welcome our visitors/guests and members for the past two years. It's a big commitment and your time was appreciated. It was so nice for everyone to be greeted by your smiling face. We're going to miss you at the membership table.

~ Jennifer Adams

Dear Star Quilters,

Below is a list of the people (last names only) who have paid their dues for 2020-2021 as of 4/24/2020. This is for clarification purposes only. Since we are not meeting, you may find it hard to remember whether you paid or not.

Our new membership year starts on May 1st. If you haven't paid yet, you can mail a check for \$15 to me,

Jennifer Adams
5929 Brahma Road
Roanoke, VA 24018

You will be able to avoid the long line when we get to meet again!

Adams	Fasnacht	McWhorter	Twiford
Akers	Greene	Miller	Tyree
Allen	Hart	Newsham	Ware
Berry	Henderson	Norris	Whisman
Blackburn	Hewitt	O'Connor	Wickham
Bradley	Holmgren	Oldham	Yamamura
Bunt	Kea	Perry	Yeager
Butler	Kittelson	Ramsay	Yeager
Chappel	Kraterfield	Russell	Zaleski
Coffman	Kuhlman	Sauers	Zuber
Conner	Lemons	Scott	
Doyle	Lowden	Shealy	
Epperley	Martin, K.	Snowadzky	
Fandel	McMahon	Thompson	
Farwig	McMillan	Thurston	



If your name is **NOT** on this list, please send Jennifer your dues as soon as you can.



Member Information

May 1, 2020 – April 30, 2021

- ☐ New Member
☐ Renewing Member

Date: _____

Name: (please print) _____

Address: _____

Phone: _____ Email: _____

Birthday: Month: _____ Day: _____

(We do not share our mailing list or email list. We use this information for the Guild Membership Directory, to send our monthly Star Quilters Guild Newsletter, and to send notices regarding seminars or classes sponsored by the Guild.)

I would like to serve on the following committees:

- | | | |
|--------------------------------------------|---------------------------------------|-------------------------------------|
| <input type="checkbox"/> Hospitality | <input type="checkbox"/> Newsletter | <input type="checkbox"/> Historian |
| <input type="checkbox"/> Welcoming Greeter | <input type="checkbox"/> Ways & Means | <input type="checkbox"/> Membership |
| <input type="checkbox"/> Service Projects | <input type="checkbox"/> Publicity | <input type="checkbox"/> Quilt Show |
| <input type="checkbox"/> Other _____ | <input type="checkbox"/> Workshops | |

Emergency Contact Person during Star Quilters Guild Meetings:

Name relationship Telephone Number

Please return this Member Information form and your money (\$15) to the membership desk or mail it to Jennifer Adams 5929 Brahma Road, Roanoke, VA 24018

MEMBERSHIP DIRECTORY 2020-2021

It's time to update the directory again. We would really like to get a picture for everyone in the directory. I have had a few people submit pictures, but need a bunch more. Help us reach our goal of 100% participation. It really helps put a name with a face especially if you are new. Thank you for your help with this project. We also are trying to figure out when everyone joined the Guild. Please submit that information to Jennifer Adams by phone/text @ 540-580-2667 or email @ aboy4me4x@gmail.com. Month and Year would be great, but Year is also good. Make sure you include your name please. If you joined while I was Membership Chair (2018-2020) I will have your information. Again, thank you for your help with this project.

~ Jennifer Adams



Guild Income and Expenses

May 1, 2019 - April 30, 2020

Income: \$ 5,472

Expenses: \$ 4,814

April 30, 2020 Cash-on-hand: \$ 13,565

Notes :

I have sold the remainder of Judi Byrd's sewing room tools, embellishments, patterns, etc. for \$168 (as priced originally--no discount). This makes a total of \$1,426 from the sale of Judi's gift to the guild. The guild has also taken approximately \$200 in fabric and batting from the estate to use for Comfort Quilts. Left to sell are the quilts and vests that she left to us.

Cash-on-hand includes carry over amounts from previous years, quilt show proceeds from the 2019 show, memberships paid for this accounting year paid in this year, memberships paid during the this accounting year for next year and the proceeds from Judi Byrd's estate.

Please call me if you have any comments or questions, 540-204-1994.

~Sue Berry, Treasurer

Sunshine News

Charlene Wolfe has had two strokes. She is currently at Brookshire in Vinton. She is very weak and will be there for awhile. Please send cards to cheer her up at: 533 Olney Road, Vinton 24179

Jo Bell broke her hip and had surgery. She is in a nursing home and is getting stronger everyday. She is able to walk 250 feet with her walker. She will be there a few more weeks. She's doing great. Please send her cards at: 611 Stratford Drive, Blue Ridge, Va 24064.

Please send any new news to me, Sue Thurston,
at 540 597 3654 by message or text.

~Sue Thurston



Dear Friends of the Virginia Quilt Museum,

This letter is a plea for help. Due to the COVID-19 pandemic, the museum is facing a critical financial shortfall requiring us to consider some difficult decisions. As a small non-profit organization, we exist almost entirely on the revenue generated by membership dues, entrance fees and the generosity of members, patrons and business partners.

How serious is the situation? Expenses for the museum average a modest \$8,000 per month. Our limited savings should see us into June with the cuts we have currently made to our expenses.

We never forget the generosity of our supporters. We are sincerely thankful that you are part of our museum family.

What can you do?

- If your membership has lapsed, please renew at the highest level you can afford
- If you are a current member, please make a cash donation to the General Fund
- If you are a business that benefits from the art of quilting, please consider becoming a corporate sponsor. You can make your donation online by going to <https://www.vaquiltmuseum.org/membership> or make a check payable to The Virginia Quilt Museum and mailing it to us at 301 S. Main St. Harrisonburg, VA 22801. Reach out to us at 540-433 -3818 to discover more ways to become involved.

Our goal is for the museum to survive. Together we can get through these troubled times and celebrate the 25 - year legacy of The Virginia Quilt Museum. Sincerely,
Susan Farmer

Virginia Quilt Museum Executive Director
(540) 433 - 3818

Recipe for a Happy Quilter

by Kathy Wickham

2 Honey Buns
2 Jelly Rolls
1 Layer Cake
4 Quarters, Fat
4 (or more) yards fabric of favorite color
2 needles
Thread
1 pair of scissors, sharpened
1 seam ripper, just in case

Slice fabric with GENTLENESS and FAITH. Blend well with HOPE and FORGIVENESS. Stitch together using threads of PATIENCE and FRIENDSHIP. Fold in lots of LAUGHTER.

Bake with LOVE and GOOD THOUGHTS every chance you get for as long as you can.

Leftover scraps: add to stash, give away or start another quilt.

SERVES: All those in need of warmth and kindness that Happy Quilters share in their quilts for many years to come.

2021 QUILT SHOW COMMITTEE UPDATE

While the committee has been unable to meet in person, planning for the 2021 Quilt Show is moving right along by use of phone, texts, and emails.

Please check out the Star Quilters Guild website <https://starquilters.org> and go to the tab for the 2021 quilt show. We have posted the biographies of our Featured Artist, Karin Tauber, and for our Judge, Stacy Koehler. They both have impressive qualifications!

We have a fabulous logo being created by Vickie Kuhlman's daughter Ashley. Ideas are being tossed around for the SQG Challenge in conjunction with celebrating the 40th anniversary of our guild. Vendor/Sponsor deadlines are in "pause" mode to see how the world shakes out in the next couple of months, and we will publicize the show when appropriate.

In the meantime, **QUILT ON!**

~Judy Coffman, Quilt Show Chair



Sparks of Inspiration Websites to Spark Your Creativity



Loretta Bedia found several websites to share. The first one will probably appeal more to the modern quilter:

<https://christaquilts.com/>

(If you scroll down to April 6, 2020 on Christa's, she has a good video on spray basting a quilt.)

<https://jordanfabrics.com/>

Both sites have free patterns, free tutorials, YouTube videos, etc...

~Loretta Bedia

Arlene Blackburn shares her picks:

Lyric Kinard is hosting a YouTube based weekly interview with various well-known quilters

...this week was Jamie Fingal, quilter, teacher, and fabric designer

Ricky Tims is hosting a Virtual Quilt Show of his award-winning miniature quilts over the years at:

<https://youtube/Vv2dJSAk35k> (part 1) **<https://youtube/O5uSRhwUh0>** (part 2)

"Fiber on a Whim" on Facebook

Tutorial videos, drawings for free products (coolest stuff ever!) and they just announced a "Color Challenge" with prizes.

My favorite... Georgia Okeeffe artwork slideshow with music for color Inspiration.

<https://m.youtube.com/watch?v=OMJuclT7lnw>

Crayon Tinting Tutorial by Crabapple Hill with Meg Hawkey

https://m.youtube.com/watch?v=Ju_WUi064S0

~Arlene Blackburn



UPDATE FROM ALPINE

PAY IT FORWARD.

Help ALPINE SEWING MACHINE CO. stay in business by PAYING IT FORWARD! Purchase Gift Certificates now and use them later for yourself or as a Gift. ALPINE is OPEN and has Sewing Machines to sell, starting around \$280. HELP Spread the word to BUY LOCAL.
540-989-4412.



"Hope" Quarantine Quilt Along 2 Event - GE Designs

Gudrun Erla of GE Designs hosts another Quarantine Quilt Along!! *Hope* is the pattern for the Quarantine Quilt Along 2 Live Event on Facebook and YouTube taking place on May 3rd. All proceeds will go to charities that support those in need during the Covid-19 pandemic. *Hope* is sure to please beginners and experienced quilters alike. Created from 10" squares and strips or FQs, and is cut & squared up with the Stripology XL, Original or Stripology Squared Rulers." Available for a limited time with a Charitable donation.

HOPE - PDF Pattern for the QQAL2 event \$2 - \$10 - GE Designs Everything you need to participate:

<https://gequiltedesigns.com/blogs/ge-happenings/hope-quarantine-quilt-along-2-event>

Pattern link:

<https://gequiltedesigns.com/collections/pdf-downloadable-patterns/products/hope-pdf-pattern-for-the-qqal2-event>

Examples of organizations supported:



Hope Breakfast Bar St. Paul

Girl Scouts River Valleys Cookies For A Cause

Chefs Feed Our Front Lines

T-Shirts

Cathy Russell suggested that the Guild get some kind of shirt to wear on occasions when we are out in public such as a Quilt Show, delivering quilts, etc. Anybody want to head this up? Anybody have a t-shirt connection?



People who want an ad in our newsletter should remember that payment for that is due at the same time as membership dues. The cost is \$20 a year for a business-card sized ad that appears in every issue of the newsletter.



Don't forget ... back issues of the newsletter, the membership directory, and other guild handouts are available on our website at:

<https://starquilters.org/>

Talk to *Susan Kraterfield* if you need help finding anything there.

LOCAL CELEBRITIES IN OUR MIDST!

Sarah Baumgartner, Betty Ann Tyree, Susan Kraterfield, and Loretta Bedia are pictured with some of their wonderful quilts in an article in the ROANOKE TIMES about their "Sidewalk Art Show."

You'll want to see it! [Click Here](https://www.roanoke.com/gallery/photos-scenes-from-a-sidewalk-quilt-showcollection_dcbe1489e441-5af4-8ebe-04bf425447d3.html#1) to read the article. (https://www.roanoke.com/gallery/photos-scenes-from-a-sidewalk-quilt-showcollection_dcbe1489e441-5af4-8ebe-04bf425447d3.html#1)

Also, if you have the print edition, please save your copy to show to others at our next meeting.



DID YOU KNOW.....

CHANGE YOUR NEEDLE IF YOU HAVE:

- Popping sounds made by the machine needle entering the fabric
- Skipped or uneven stitches
- Puckered or damaged fabrics
- Shredded or broken upper threads

Changing the needle is one of the quickest ways to improve the quality of your stitching. Did you know that your sewing machine's motor will have to work twice as hard with a dull needle?

It's a good idea to change the needle frequently. There is a lot of advice about how frequently, so here are a couple guidelines...

- If you're quilting, change the needle every 8 hours or with each new project unless it is a small project.
- Change your needle after every 3 full bobbins used or every 2 pre-wound bobbins used.

Needles are an economical way of making your machine last longer and make your sewing less troublesome.

Do you have a tip about sewing or quilting that you wish you had known sooner or that has helped you over the years? Maybe you have a favorite tool? Tell us about it and why it's so special!

SEND YOUR TIPS TO: Jill at rjmoody@cox.net