



MESSAGE FROM THE PRESIDENT

November already? I'm not ready...not ready to see Christmas movies start, not ready to put up a tree, not ready to feel the cold wind in the air. But alas..... We will march through the month, enjoy thanksgiving, (if only virtually) find ways to stay busy inside (more UFO's to finish) and celebrate that we have each other in this guild. So many things to be thankful for. We have our guild friends to connect with each month to share our laughs, our sorrows and our passion for quilting.

Bravo to all of you for finding ways to reach out, share and support each other. You have grown so much in the past 6 months! We've added 7+ new members, we have 220 FB followers of which 37 are new in the past 6 months, 92 Instagram followers which is brand new this past 6 months and about 45% attendance at monthly Zoom meetings. This could be better, but it is growing.

So count your blessings and continue to stay connected with the Guild. Wishing you a blessed and healthy November!

JOY-fully,

Bonnie Scott

Starquilters.president@gmail.com



NOVEMBER BIRTHDAYS

Claire Hightower 1st
Barbara Fasnacht 4th
Karen Lowden 5th
Linda Christley 7th
Donna Conner 11th
Donna Kittelson 13th
Linda Whisman 23rd



~ Gisela O'Connor, Hospitality



Star Quilters Guild Board

President.....Bonnie Scott
 Vice President.....Dawn Schaben
 Secretary.....Karen McMillan
 Treasurer.....Deborah Shealy

For a list of committees,
 please visit the
 Star Quilters Guild website:



TREASURER'S REPORT FOR SEPTEMBER 25, 2020 - OCTOBER 15, 2020

Income - \$0.00

Expenses - \$550.00

October 15, 2020 - Cash on Hand - \$11,140.90

Please email me at: deborahmacshealy@gmail.com with any comments or questions.

~Deborah Shealy, Treasurer



Sew Classic FABRICS



Field Trip!

November 18th or 21st there will be a field trip to the Virginia Quilt Museum, lunch, visits to Sew Classics and Patchwork Plus quilt stores.

Because of the pandemic 2 - 3 cars will be needed and about 8 people will be able to go on this trip.

Please let me know ASAP if you would like to attend and which date you would prefer.

Time leaving, date and where to meet, will be announced when I receive who is interested in attending.

Thank you. bfmshmk@yahoo.com or 540-494-0522.



~Cathy Russell

Library News

We have a new book! "Art + Quilt" by Lyric Kinard. The subtitle "Design Principles and Creativity Exercises" tells much of the book's contents. One chapter in the book covers much of the program she presented at our October guild meeting. But, there is so much more in the book including inspiration and emotion in quilt making. Whether you make art quilts or scrap quilts or traditional or contemporary quilts, I recommend this book.

Remember we can still access our library. There are several books that highlight traditional quilting. Here are a few:



"Stars Across America"

"America's Glorious Quilts"

"Rags to Rainbows"



Check out the list on the website and let me know. I also have several pattern books by Eleanor Burns that can also be borrowed.

I can be contacted easiest by email.

~Kathy Wickham, Librarian

Monday, November 9th @ 7pm

Monthly Star Quilters Guild Meeting will be on Zoom.

Zoom link information will be sent Thursday, November 5th.

Elsie Bailey will be presenting a trunk show featuring her incredible quilt works that have evolved with her passion for quilting over the years. She is a well respected member of the SQG and has shared her talents by teaching, volunteering and organizing for the guild. We will have an informal conversation with her as she shares several slides of her quilts for us to see up close. Everyone will have the opportunity to ask her questions about how her talent evolved, where she gets inspiration and how she maintains focus to finish a project. Come prepared to be inspired and ask questions up close! We will also have a slide presentation of all the completed Charity Challenge Quilts and the door prize drawings for those that participated. If you have a show-n-tell, please tell

Jennifer Adams when you sign into the meeting!

Mark your calendar and be sure to attend and bring a friend or guest for Free!



22 comfort quilts were delivered to the Blue Ridge Cancer Center on Tuesday, October 20th.

Our next Quiltessas meeting is Friday, November 6th from 11-2 in the parking lot at Our Lady Of Nazareth Church. Let's meet in front of the steps to the pool and tennis courts. This will be a good opportunity to drop off your quilts for the "challenge." If you would like quilt kits, let me know and I will have them available for you. This is the time of the year we start working on flannel comfort quilts.

Again, remember to "Bring Your Own Stuff."

See you all on the 6th.

~Judy Bradley





Star Quilters Secretary's Report for November 2020

Minutes for General Meeting on October 5, 2020

The Star Quilters Guild Zoom meeting was called to order by President Bonnie Scott at 7:00 pm. We had a total of 44 members and visitors in attendance.

Program by Lyric Kinard "The Elements of Art for Every Quilter"

Lyric Kinard is an award winning, passionate artist and teacher. She has been recognized for her talents as the Teacher of the Year by the 2011 International Association of Professional Quilters. She is the author of the book "Art & Quilt: Design Principles and Creativity Exercises". She has written extensively for Quilting Arts Magazine, appeared on Quilting Arts TV and The Quilt Show. She is a musician; she's earned a BA in English Literature from the University of Utah and has formally studied architecture. She has five children and currently lives just 3 hours south of Roanoke in Cary, North Carolina with her husband.

Her program described the Elements of the Visual Language building blocks:

1. Texture - A story your fingers can read with your eyes
2. Shape - we create symbols with the shapes that mean something to us
3. Lines - it takes the eye through a journey on the quilt
4. Color - Color is personal, it is about relationships and emotions
5. Value - creates dimension and gives the illusions of depth of a flat plane



Instead of copying a quilt exactly, she encouraged and challenged us to think about the elements that attracted you to that quilt. Find the element you love the most and instead of copying that quilt, use the elements that you love to create your own quilt.

Her website is <http://lyrickinard.com/>

Business Meeting

Membership - Jennifer Adams

The guild now has 103 members. We welcome the new members:

Susan Whitney
Linda Christley
Liz Reese
Risa Katz-Albert
Kathleen Riordan



Program Committee

Please think about becoming a volunteer for this committee. The guild needs your help

Charity Challenge Quilts

You still have time to make a quilt for charity. The goal is to make 50 quilts by the November meeting.

You may contact Judy Bradley for a kit.

At the November 9th meeting (moved to the 2nd Monday due to the election), we will be showing pictures of the completed quilts. Please send your pictures to Kelly Zuber at kzuber@cox.net. Rename the picture to include your name in the file. Any questions, please contact Kelly.



Board Meeting

The next guild board meeting will be held on Monday, October 12, 2020 at 7:00 pm via Zoom.

Show N Tell

There were only 2 members sharing quilts this month. Most of the members present have charity quilts, but holding onto those until the November meeting

Door Prizes - Congratulations to the winners!

\$20.00 Ways and Means - Karen McMillan

2021 Membership - Stephanie Woods

Being no further business, the meeting was adjourned

Respectfully submitted,
Karen McMillan, Secretary



~Jennifer Lopez

<http://bytheyardcomics.com/>



The Virginia Register, the magazine advertising craft shops and events in Virginia, is usually distributed at our meetings when it arrives every other month. Kathy Wickham still receives copies of the VA register magazine. If you would like a copy, just let her know. Due to current conditions, The Virginia Register is also available online. Since I am working on the November SQG newsletter a little early, the September/October issue is still available to read online. The future November/December issue should be available starting November 1st.

Download a copy at:

http://theregisterweb.com/Papers/VACURREN_TISSUE.pdf

PLEASE WELCOME NEW MEMBERS...

Kathleen Riordan originally from upstate NY, Geneseo area and went to SUNY Potsdam College. Her job brought her to Raleigh with part-time at SML. She was widowed young and has 3 sons. Kathleen has lived full-time at SML for 8 years. She is a member of the Lake Quilters, and is a relatively new quilter for the past 2 years. She has conquered squares and rectangles mostly, but is learning curves right now. She loves learning new things. She is drawn to more modern quilts, but loves all styles. She especially loves hiking and bicycles and pretends to golf.

Risa Katz-Albert.....grew up in Colorado and did her undergrad there. She came to VA to law school in Lexington and has lived in Roanoke for 5 years with her husband and 2 cats and works here as a lawyer. She started looking for a new hobby with the onset of the pandemic because she found herself with lots of extra time. Extra time from no work commute and her passion for competitive roller derby which she spent 10+hrs a week. Her mother also lives here and family is close. She started with sewing masks of course and began experimenting with quilting from watching internet videos. She found our FB page and was excited to be so well received and get lots of help with her projects that she decided to join. After I hung up the phone, my daughter Keri came and asked about the call and realized that she knew Risa and her husband from a pottery class at Brambleton Center. Small world.

Liz Keene (Kitty Delapp's sister)....lives in Fitchburg, MA and works as the City Clerk. She is the 'middle girl' of 5 children. She's been quilting for about 20 years and got 'hooked' when she saw Alex Anderson present a rail fence quilt on cable in 1999. There are no convenient Quilt Guild near-by, so she's excited to connect with us. She likes all styles and recently during quarantine, made two birthday quilts for grandchildren. She recently joined our FB page and will be sharing those pictures as well as an idea about a 'block exchange'.

Richard DeHart.....has lived in Roanoke all his life and currently works at Intect Insurance that keeps him busy on the road about 25% of the time except right now during COVID-19. He and his husband have 2 dogs and 2 cats that they spoil rotten! He came to quilting a couple years ago when he decided to take a class at Joann Fabrics to make a quilt block. He is drawn to shapes, triangles, stars and symmetrical patterns. He continued exploring quilting with a beginner's class at Quilting Essentials in Salem and was hooked. He's made about 20 quilts already! He's hoping to make a t-shirt quilt and perhaps investigate applique as time allows. He joined our Virtual Shop-Hop Experience last Spring and the Convergence Workshop last year. His work travel can interfere with meeting attendance, but he's looking forward to staying in touch virtually and whenever we get back together as time allows.

~Bonnie Scott



Star Quilters Guild Retreat

Come join us next year for our 3rd quilt retreat which will be:
Wednesday, September 15th - Sunday, September 19th.
Save the date and put it on your calendar!!

~Cathy Russell

"Exploring Textures on Silk with Dyeing and Felting"



Two day workshop by Vickie Clontz

NEW DATES

Wednesday, May 5 &
Thursday May 6, 2021

Arrival/Check-in/Set-up from
9:00 am to 9:30 am 6-hour workshop
starts at 9:30 am

Blacksburg Presbyterian Church,
Fellowship Hall 1st floor,
701 Church Street, Blacksburg, VA 24060



This two workshop with Vickie Clontz is filled to the brim with several dyeing and felting techniques. Using non-toxic dyes students can try their hands on silk marbling, stenciling, ice dyeing, texturizing, and resist techniques.

On day 2 we will continue the dyeing processes as well as start on the layout of a unique fiber art piece. Wool bead, boro stitching and more will be demonstrated.

Two full days of creativity playtime await!!

\$25 kit fee (required - pay in class) for fabric dye and use of instructors silks, wool and other fibers. (see all items in supply list)

Vickie's love of fibers, wool and folk art is apparent in each of the 100+ patterns she has designed for her company Annie's Keepsakes, celebrating their 29-year anniversary in 2019! Her unique projects have appeared in magazines across the nation and abroad.

Vickie tells us: "I have a passion for designing and creating fiber and fabric art, and love sharing my "obsession" through teaching others. There is something very healing and uplifting in working with your hands, and when you share creative energy with others, everyone wins!"

[Supply List](#)

[Registration form pdf](#)

[Registration Form .com](#)

Registration is open

\$110 for members of The Quilting Party, TAVA, and Floyd Quilt Guild

\$130 workshop fee per person for non-members



Busy Hands

Busy Hands will not be meeting in November and December. The group will start back up in January 2021. Continue working on your handwork projects.

Happy Holiday!

Any questions please contact Ann Ware.

~Ann Ware



Don't forget ... back issues of the newsletter and other guild handouts are available on our website at:

<https://starquilters.org/>

Talk to Susan Kraterfield if you need help finding anything on the site.

For More Info

Click Here



"Scrappy 20 with a Twist in 2021" Guild Challenge

Challenge: Choose 10 fabrics of one type and 10 fabrics of another type, plus a background fabric of your choice, to make a quilt. Examples might be 10 darks + 10 lights, 10 reds + 10 blues, 10 stripes + 10 polka dots, 10 Christmas + 10 solids, 10 blacks + 10 whites, 10 fabrics bought years ago + 10 recent fabrics. The combinations are limited only by your imagination! After you reach the goal of 10 different fabrics of one type, you may use duplicates. Members are encouraged to trade scraps with each other if you need more variety.

Design Twist: Get out of your rut and try something new! **GO BOLD!!!** Try a different approach like a new style, colorway, or technique. Example: if you are a traditional quilter, try modern or art; if you lean to neutral colors, try vibrant; if you always piece, try applique.

Size: Any size from miniature to king

Construction: 3-layer quilt sandwich with binding and label

Due: April 2021 SQG meeting (month the 2021 Quilt Show would have been held)

It will not be judged but may be entered in an appropriate category in the 2023 Quilt Show with the addition of a hanging sleeve.

~Judy Coffman, Quilt Show Chair



HOPE: Holiday Ornament Pattern Exchange

Share an Ornament Pattern

Remember these ornaments from a time gone by?

For December, let's gift each other a "new pattern" for any type of hand-made ornament.

(Please don't use these shown.)

Be creative and find something NEW, different and fun!

You may use fiber, fabric, paint, paper, beads, candy, etc..

Whoever participates by sharing a pattern and showing one completed ornament during our December show-n-tell, will receive a copy of all patterns shared.

Share you Holiday Spirit!!

DID YOU KNOW

Tips for Fabric Selection

You have selected your quilt project and you visit your local fabric shop to pick out your fabrics. The possibilities are overwhelming! Where to begin?

You can always ask for the advice of the quilt shop staff. However, you might want to give them a hint of what you like, such as selecting a print that you see on their shelf, or indicating that you want to include your favorite shade of purple.

Sometimes the theme of your project will guide your selection. For example, if your project is for a Fourth of July celebration or a Quilt of Valor, start with a patriotic-themed print plus red, white and blue, or fabrics that "read", or look like, red, white and blue from a distance. For example, your red might have small yellow stars or dots that are not really noticeable or distracting from 10 feet away.

Suppose your project uses a churn dash block. This can require three fabrics (center square, churn dash, and background), or two fabrics if you use the same fabric for background and the center block. One important consideration in this case is value, or light-dark contrast, so that your churn dash will "pop" or stand out. Light and dark are relative, so the same bright blue can be light next to black, or dark next to white. You could choose a medium-sized print (like the dragonfly fabric for Dawn Shaben's recent challenge) for your background and center block, and something solid or nearly solid and opposite value for the churn dash.

Quilt shop prints will normally have color dots on the selvage indicating the colors used in the print. You can use these color dots to help you choose accent fabrics.

Sometimes a quilt shop will stock several bolts from the same fabric collection consisting of a large print and smaller prints or solids designed to go with it. You could limit yourself to fabrics from the same collection, keeping in mind the light-dark value of what you choose.

When choosing a print for your project, consider the size of the pieces you will be using in your project. For example, if you need four-inch squares, a uniformly distributed small or medium print (the fabric for Ann Ware's recent challenge is an example) will produce squares which look very similar, but a print with a lot of "background" or solid-reading area might produce a lot of mostly-solid squares. Of course you could do a lot of "fussy-cutting" to get squares which include less background, which requires extra fabric.

Finally, if your fabric selection pleases you, it is perfect!

~Claire Hightower



Did you enjoy Lyric's presentation at our October guild meeting? Are there details that you would like to recall or do you just want to revisit concepts she taught? You are in luck! Laura Perry took some wonderful notes and she would be happy to share those notes with you. Just let her know you are interested in a copy of her notes. Thank you Laura!!



Lena Behme



Lena Behme

curated by Trudi Van Dyke is now open! Lena Behme was a lifelong Virginia quilter who passed away in 2020 at the age of 91. Her work is best known for meticulous hand piecing and quilting, in both traditional and original designs. The exhibition is a retrospective of her work including two full-size quilts (a Dear Jane and a botanical applique that are in the permanent collection of the Museum).

Her work has been featured in magazines and books and she was awarded many prizes over the years. As a founding member of the Cedar Creek quilt guild, she was a long time VQM volunteer and donated a raffle quilt that raised large sums for the Museum.

We can't wait for you to see this beautiful exhibit!

For More Info
Click Here



Upcoming Virtual Workshop!

Need an idea for stocking stuffers or a handmade gift for that workplace holiday party? The Scandinavian Star virtual class is a step-by-step guide on how to make the perfect homemade gift for everyone in your life.

Tickets are \$30 and we will email you a list of supplies you need for the project. Tickets are already halfway gone, so hurry up to grab your spot. What are you waiting for? Sign up now!

Scandinavian Stars Workshop

Friday, November 13, 2020

1:00 PM - 3:00 PM


301 S. Main Street

Harrisonburg, VA 22801

(540) 433-3818

These ornaments are easy to learn and addictive to make! Hang them on the Christmas tree, string them into garlands, or attach to gifts. They also make perfect little gifts full of holiday spirit. During this live class you will create two stars using your own fabrics. You will get detailed instructions to make several different sizes.

Need one of these?
Check out page 14!



People who want an ad in our newsletter should remember that payment for that is due at the same time as membership dues. The cost is \$20 a year for a business-card sized ad that appears in every issue of the newsletter. For more information, contact Jill Moody (SQG Newsletter Editor) at rjmoody@cox.net.



Sparks of Inspiration Websites to Spark Your Creativity



The easiest quilt Ever - The Coin Quilt from Fons and Porter: <https://youtu.be/M851x5SaSAI>

Easy Reverse Applique from Rob Appell Man Sewing: <https://youtu.be/WIIF5j8pKds>

Angela Walters You Tube Channel Lots of Machine Quilting videos!!
<https://youtu.be/BDd2Xd7Ubvo>

How to make a pieced quilt back from Angela Walters: <https://youtu.be/IQbSEw8qKZA>

Just Get it Done Quilts "7 ways to use up your crumbs": <https://youtu.be/g63Llnx4900>

Just Get it Done Quilts "7 mistakes to avoid when choosing Fabric for your Quilt": <https://youtu.be/-d1cZdBiNbM>

Just Get it Done Quilts "How to organize your batting scraps": <https://youtu.be/C8HibPi65XQ>



~Bonnie Scott

YOUR 2-MINUTES OF FAME!

You too could be a star of the Star Quilters Guild Facebook Page by posting a short video on one of the basic quilting topics below or another topic you are passionate about in quilting. We have many new members and some beginning quilters. Even the most experienced quilter can benefit from a new perspective on a basic topic. Will you help? Get your cell phone and make a video on the topic of your choice. Go to our Star Quilters page on Facebook and post your video. WE DON'T NEED PERFECTION!

The videos are even more fun when we flub up a little bit.

IDEAS FOR TWO-MINUTE TIPS

Bindings such as hand-sewn, machine sewn, fold over, 2-color flange effect

Backings such as standard (cut larger than pieced top), pillow case type requiring no binding

Layering and quilting

How to prep quilt to take to a long arm quilter

Making and application of hanging sleeve

Methods to hang wall quilts

Quilt labels (how to make, where to attach, information included)

Squaring up your quilt

Cataloging your quilts, such as year made, fabrics used, pattern, size, etc.

Stitch in the ditch quilting

~Kelly Zuber

Great Christmas
gifts for yourself
or quilting friends!

Star Quilters Guild Items for Purchase with 3-Color Embroidered Guild Logo

Orders must be
received by
Sunday, 11/15/20



Zippered Essential Tote Bag
\$20 each

Features:

- Web handles
- Two end pockets
- 12.5" tall x 13.5" wide x 6.5" deep
- Bag colors: dark green, coral, red, turquoise, royal blue, pink azalea, marine blue (shown), navy blue and stone

Two Tone Tote Bag
\$30 each

Features:


- Zippered opening, web handles with pen holder
- Curved exterior with zippered pocket
- 13.75" tall x 14" wide x 4.25" deep
- Black bag with light piping and colored insert of black, passion pink, navy blue, royal blue and red



Laundry or Quilt Tote Bag
\$15 each

Features:

- 100% cotton canvas
- Draw cord closure
- Self-fabric shoulder strap
- Dimensions: 33.5" tall x 23.75" wide
- Colors: black or natural



ORDER INFORMATION

(no tax, shipping, or handling fees)

Zippered Essential Tote Bag

Qty / Color

___ Dark Green

___ Coral

___ Red

___ Navy blue

___ Stone

___ TOTAL BAGS @ \$20 EACH =

Two Tone Tote Bag

Qty / Insert color

___ Black

___ Passion pink

___ Navy blue

Royal blue

Laundry or Quilt Tote Bag

Qty / Color

___ Black

___ Natural

TOTAL DUE SQG = \$ _____

Name: _____

Phone: _____

Mail form with check made payable to Star Quilters Guild to
Sue Thurston, 4614 Hazel Drive, Roanoke, VA 24018

RULER HOLDERS

Jennifer Adams has extra plastic ruler sleeves to sell.

Her email address is aboy4me4x@gmail.com

Blue 9x12:	\$3 ea.	\$15 for 5	\$30 for 10
Black 11x14:	\$3.25 ea.	\$16.25 for 5	\$32.50 for 10

Deluxe Job Ticket Holders - 9 x 12", Blue



Call attention to job orders, low inventories or important instructions.

- Convenient hanging strap loops over hooks and machinery.
- Tough 20 mil vinyl keeps paperwork flat.
- Short-side opening.
- Reusable, long lasting, portable.
- Metal eyelets for hanging.
- Durable vinyl stitched seams.
- Clear on both sides.

[Enlarge](#)

Deluxe Job Ticket Holders - 11 x 14", Black



Call attention to job orders, low inventories or important instructions.

- Convenient hanging strap loops over hooks and machinery.
- Tough 20 mil vinyl keeps paperwork flat.
- Short-side opening.
- Reusable, long lasting, portable.
- Metal eyelets for hanging.
- Durable vinyl stitched seams.
- Clear on both sides.

[Enlarge](#)



Create a beautiful Christmas tree out of wool. Stands 15"

Skill Level: Beginner

Materials Included:

Kits will be provided at the class for an additional fee.

Instructor Name: Cecily-Sue



For More Info
Click Here



A 1926 Singer treadle machine for sale.
Works! even when the power is out.
Has new belt and cabinet has 4 drawers.
Asking \$120.00 OBO.
Contact Kathy at (540)556-3304.



Sew Biz



Arrowhead Quilt Class:
November 3rd or 10th
10:30 am or 5:00 pm

Other Upcoming Classes!

sewbiz.radford@gmail.com Rugs Your Way...Jelly Roll Rug: November 12th @ 10:30 am
Phone 540-639-1138 "Lazy Girl" Candice Purse Class: November 7th @ 1:30 pm
7327 Peppers Ferry Blvd. Quilting with Your Walking Foot: November 21st @ 1 pm
Suite A
Fairlawn, VA 24141

For More Info
Click Here



Bailiwick Quilting Studio
Statler Gammill Longarm

Dawn & Ed Schaben
Telephone: 540-354-8464

PO Box 12361
Roanoke, VA 24025
bailiwickquilting@gmail.com

www.bailiwickquiltingstudio.com

Quilting Paisleys
Making Your Labor of Love Even More Beautiful

Edge to Edge Quilting at an Affordable Price

Kelly Robinson
Blacksburg, VA

(434) 610-7788
krobinso@vt.edu

Check out Quilting Paisleys on Facebook & follow the link to our website

Linda's Sewing Arts, LLC



Linda Sage Greene
Roanoke, Virginia

(540) 345-2291
(please leave a message)

 **Computerized Long-Arm Quilting**
Machine Embroidery
Sewing & Quilting Teacher
Special Projects


 **sulky**
QUALITY TEACHER CERTIFICATION
Follow Your Dreams

**Pre-orders for pies,
breads, rolls, cakes,
dinners and even
holiday dinners
available.**

540-721-2478

Homemade Goodies

Breads
Cakes
Pies
Sticky Buns
Cinnamon Rolls
Casseroles
Soups & Salads

 **COUNTRY STORE
BOONE'S**

Open year
round
Tuesday-Satur-
day
9:30-5:30
Friday until 7:00
April- December
2699 Jubal Early
Hwy
Boones Mill, VA
24065

Fabrics
Notions
Gifts
Cards
Bulk Foods
Spices
Quilting Supplies
Wooden Baskets

**blue
RIDGE
QUILTING**

custom machine quilting

cathyatblueridgequilting@gmail.com

Cathy Fandel
Blue Ridge Quilting
1164 Dry Hill Road
Ferrum, VA 24088

540-365-7430

Embroidery by Anita
Embroidery, Monogramming, & Quilt Labels

Anita White

8277 Olsen Road
Roanoke, VA 24019

Home: 540.400.7566
Cell: 540.809.8111
nitab827@yahoo.com



**Sewing
Alpine Machine Co.**
Sewing Machines • Classes • Notions

3609 Brambleton Ave. Roanoke, VA 24018 540-989-4412

 **BargainBarnFabrics.com**

Hwy. 460, Montvale, Virginia

OPEN: Tuesday- Friday 10 - 5, Saturday 10 - 3
(540) 947-2894 Marietta Price & Tiara Haley

A National Quilt Day Sponsor Marietta.Price@gmail.com

Wouldn't it be nice to have a quiet place to go to so that you could "Sew In Peace"? Like a retreat any time you might need one? Change is in the air at Bargain Barn Fabrics.....stay tuned!